

OPC 10000-5

OPC Unified Architecture Part 5: Information Model

Release 1.05.00

2020-10-12

Specification Type:	<u>Industry Standard Specification</u>	Comments:	<u>Report or view errata: http://www.opcfoundation.org/errata</u>
Document Number	OPC 10000-5		
Title:	<u>OPC Unified Architecture Part 5: Information Model</u>	Date:	<u>2020-10-12</u>
Version:	<u>Release 1.05.00</u>	Software:	<u>MS-Word</u>
		Source:	<u>OPC 10000-5 - UA Specification Part 5 - Information Model 1.05.00.docx</u>
Author:	<u>OPC Foundation</u>	Status:	<u>Release</u>

CONTENTS

FIGURES	vii
TABLES	vii
1 Scope	1
2 Normative references	1
3 Terms, definitions, abbreviated terms and conventions	2
3.1 Terms and definitions	2
3.2 Abbreviated terms	2
3.3 Conventions for Node descriptions	2
4 Nodelds and BrowseNames	4
4.1 Nodelds	4
4.2 BrowseNames	5
5 Common Attributes	5
5.1 General	5
5.2 Objects	5
5.3 Variables	5
5.4 VariableTypes	6
5.5 Methods	6
6 Standard ObjectTypes	6
6.1 General	6
6.2 BaseObjectType	7
6.3 ObjectTypes for the Server Object	7
6.3.1 ServerType	7
6.3.2 ServerCapabilitiesType	10
6.3.3 ServerDiagnosticsType	13
6.3.4 SessionsDiagnosticsSummaryType	14
6.3.5 SessionDiagnosticsObjectType	15
6.3.6 VendorServerInfoType	16
6.3.7 ServerRedundancyType	16
6.3.8 TransparentRedundancyType	16
6.3.9 NonTransparentRedundancyType	17
6.3.10 NonTransparentNetworkRedundancyType	17
6.3.11 OperationLimitsType	18
6.3.12 AddressSpaceFileType	19
6.3.13 NamespaceMetadataType	20
6.3.14 NamespacesType	21
6.4 ObjectTypes used as EventTypes	22
6.4.1 General	22
6.4.2 BaseEventType	22
6.4.3 AuditEventType	24
6.4.4 AuditSecurityEventType	25
6.4.5 AuditChannelEventType	25
6.4.6 AuditOpenSecureChannelEventType	26
6.4.7 AuditSessionEventType	26
6.4.8 AuditCreateSessionEventType	27

6.4.9	AuditUrlMismatchEventType	28
6.4.10	AuditActivateSessionEventType	28
6.4.11	AuditCancelEventType	29
6.4.12	AuditCertificateEventType	29
6.4.13	AuditCertificateDataMismatchEventType	29
6.4.14	AuditCertificateExpiredEventType	30
6.4.15	AuditCertificateInvalidEventType	30
6.4.16	AuditCertificateUntrustedEventType	31
6.4.17	AuditCertificateRevokedEventType	31
6.4.18	AuditCertificateMismatchEventType	31
6.4.19	AuditNodeManagementEventType	32
6.4.20	AuditAddNodesEventType	32
6.4.21	AuditDeleteNodesEventType	32
6.4.22	AuditAddReferencesEventType	33
6.4.23	AuditDeleteReferencesEventType	33
6.4.24	AuditUpdateEventType	34
6.4.25	AuditWriteUpdateEventType	34
6.4.26	AuditHistoryUpdateEventType	34
6.4.27	AuditUpdateMethodEventType	35
6.4.28	SystemEventType	35
6.4.29	DeviceFailureEventType	36
6.4.30	SystemStatusChangeEvent	36
6.4.31	BaseModelChangeEvent	36
6.4.32	GeneralModelChangeEvent	37
6.4.33	SemanticChangeEvent	37
6.4.34	EventQueueOverflowEventType	38
6.4.35	ProgressEventType	38
6.5	ModellingRuleType	38
6.6	FolderType	39
6.7	DataTypeEncodingType	39
6.8	AggregateFunctionType	39
6.9	BaseInterfaceType	40
6.10	OrderedListType	40
6.11	IOrderedObjectType Definition	41
7	Standard VariableTypes	41
7.1	General	41
7.2	BaseVariableType	41
7.3	PropertyType	41
7.4	BaseDataVariableType	42
7.5	ServerVendorCapabilityType	42
7.6	ServerStatusType	42
7.7	BuildInfoType	43
7.8	ServerDiagnosticsSummaryType	43
7.9	SamplingIntervalDiagnosticsArrayType	44
7.10	SamplingIntervalDiagnosticsType	44
7.11	SubscriptionDiagnosticsArrayType	45
7.12	SubscriptionDiagnosticsType	45
7.13	SessionDiagnosticsArrayType	46
7.14	SessionDiagnosticsVariableType	47

- 7.15 SessionSecurityDiagnosticsArrayType 48
- 7.16 SessionSecurityDiagnosticsType 49
- 7.17 OptionSetType 49
- 7.18 SelectionListType 50
- 7.19 AudioVariableType 51
- 7.20 RationalNumberType 51
- 7.21 VectorType 52
- 7.22 3DVectorType 52
- 7.23 CartesianCoordinatesType 53
- 7.24 3DCartesianCoordinatesType 53
- 7.25 OrientationType 53
- 7.26 3DOrientationType 54
- 7.27 FrameType 54
- 7.28 3DFrameType 55
- 8 Standard Objects and their Variables 55
 - 8.1 General 55
 - 8.2 Objects used to organise the AddressSpace structure 55
 - 8.2.1 Overview 55
 - 8.2.2 Root 56
 - 8.2.3 Views 56
 - 8.2.4 Objects 57
 - 8.2.5 Types 58
 - 8.2.6 ObjectTypes 58
 - 8.2.7 VariableTypes 59
 - 8.2.8 ReferenceTypes 59
 - 8.2.9 DataTypes 60
 - 8.2.10 EventTypes 60
 - 8.2.11 InterfaceTypes 61
 - 8.3 Server Object and its containing Objects 62
 - 8.3.1 General 62
 - 8.3.2 Server Object 63
- ModellingRule Objects 66
 - 8.3.3 ExposesItsArray 66
 - 8.3.4 Mandatory 67
 - 8.3.5 Optional 67
 - 8.3.6 OptionalPlaceholder 67
 - 8.3.7 MandatoryPlaceholder 67
- 9 Standard Methods 68
 - 9.1 GetMonitoredItems 68
 - 9.2 ResendData 68
 - 9.3 SetSubscriptionDurable 69
 - 9.4 RequestServerStateChange 70
- 10 Standard Views 70
- 11 Standard ReferenceTypes 70
 - 11.1 References 70
 - 11.2 HierarchicalReferences 71
 - 11.3 NonHierarchicalReferences 71
 - 11.4 HasChild 71

11.5	Aggregates.....	72
11.6	Organizes.....	72
11.7	HasComponent	72
11.8	HasOrderedComponent.....	72
11.9	HasProperty	73
11.10	HasSubtype.....	73
11.11	HasModellingRule	73
11.12	HasTypeDefinition	74
11.13	HasEncoding.....	74
11.14	HasEventSource	74
11.15	HasNotifier	74
11.16	GeneratesEvent	75
11.17	AlwaysGeneratesEvent	75
11.18	HasArgumentDescription	75
11.19	HasOptionalInputArgumentDescription	76
11.20	HasInterface.....	76
11.21	HasAddIn	77
11.22	IsDeprecated.....	77
11.23	HasStructuredComponent	77
11.24	AssociatedWith	77
12	Standard DataTypes	78
12.1	General.....	78
12.2	DataTypes defined in OPC 10000-3	78
12.2.1	BaseDataType	78
12.2.2	Boolean	78
12.2.3	ByteString	78
12.2.4	DateTime	80
12.2.5	Enumeration	81
12.2.6	Guid.....	82
12.2.7	LocalizedText.....	82
12.2.8	NodeId	82
12.2.9	Number	82
12.2.10	QualifiedName	86
12.2.11	String.....	87
12.2.12	Structure	88
12.2.13	XmlElement	92
12.3	DataTypes defined in OPC 10000-4	92
12.3.1	AddNodesItem	92
12.3.2	AddReferencesItem.....	92
12.3.3	ApplicationDescription	92
12.3.4	ContentFilter	93
12.3.5	DataValue	93
12.3.6	DeleteNodesItem	93
12.3.7	DeleteReferencesItem.....	93
12.3.8	DiagnosticInfo	94
12.3.9	ExpandedNodeId	94
12.3.10	MessageSecurityMode	94
12.3.11	NumericRange	94
12.3.12	SecurityTokenRequestType	95

12.3.13	SignedSoftwareCertificate	95
12.3.14	StatusCode	95
12.3.15	UserIdentityToken	95
12.3.16	VersionTime	97
12.4	BuildInfo	97
12.5	RedundancySupport	97
12.6	ServerState	98
12.7	RedundantServerDataType	99
12.8	SamplingIntervalDiagnosticsDataType	99
12.9	ServerDiagnosticsSummaryDataType	100
12.10	ServerStatusDataType	101
12.11	SessionDiagnosticsDataType	101
12.12	SessionSecurityDiagnosticsDataType	103
12.13	ServiceCounterDataType	104
12.14	StatusResult	104
12.15	SubscriptionDiagnosticsDataType	104
12.16	ModelChangeStructureDataType	106
12.17	SemanticChangeStructureDataType	107
12.18	BitFieldMaskDataType	107
12.19	NetworkGroupDataType	107
12.20	EndpointUrlListDataType	108
12.21	KeyValuePair	108
12.22	RationalNumber	109
12.23	Vector	109
12.24	3DVector	109
12.25	CartesianCoordinates	110
12.26	3DCartesianCoordinates	110
12.27	Orientation	111
12.28	3DOrientation	111
12.29	Frame	111
12.30	3DFrame	112
12.31	DataTypeSchemaHeader	112
12.32	DataTypeDescription	113
12.33	StructureDescription	114
12.34	EnumDescription	114
12.35	SimpleTypeDescription	114
12.36	UABinaryFileDataType	115
12.37	PortableQualifiedName	116
12.38	PortableNodeId	116
12.39	UriString	116
12.40	UnsignedRationalNumber	117
12.41	SemanticVersionString DataType	117
Annex A (informative)	Design decisions when modelling the server information	119
A.1	Overview	119
A.2	ServerType and Server Object	119
A.3	Typed complex Objects beneath the Server Object	119
A.4	Properties versus DataVariables	119
A.5	Complex Variables using complex DataTypes	120
A.6	Complex Variables having an array	120

A.7	Redundant information	120
A.8	Usage of the BaseDataVariableType	120
A.9	Subtyping	121
A.10	Extensibility mechanism	121
Annex B (informative)	DataTypeDictionary	122
B.1	Overview	122
Annex C (normative)	OPC Binary Type Description System.....	123
C.1	Concepts.....	123
C.2	Schema description.....	124
C.2.1	TypeDictionary	124
C.2.2	TypeDescription	124
C.2.3	OpaqueType	125
C.2.4	EnumeratedType.....	125
C.2.5	StructuredType	126
C.2.6	FieldType	126
C.2.7	EnumeratedValue	128
C.2.8	ByteOrder	128
C.2.9	ImportDirective.....	128
C.3	Standard Type descriptions	128
C.4	Type Description examples	129
C.5	OPC Binary XML schema	131
C.6	OPC Binary Standard TypeDictionary	132
Annex D (informative)	Geometrical references	135

FIGURES

Figure 1	– Standard AddressSpace structure	56
Figure 2	– Views organization	57
Figure 3	– Objects organization.....	57
Figure 4	– ObjectTypes organization	58
Figure 5	– VariableTypes organization	59
Figure 6	– ReferenceType definitions	60
Figure 7	– EventTypes organization	61
Figure 8	– InterfaceTypes Organization.....	61
Figure 9	– Excerpt of diagnostic information of the Server	63
Figure C.1	– OPC Binary Dictionary structure.....	123
Figure D.1	– Simple frame chain	135
Figure D.2	– Rotations	136
Figure D.3	– Rotations of a frame.....	137

TABLES

Table 1	– Examples of DataTypes	3
Table 2	– TypeDefinition Table.....	4
Table 3	– Common Node Attributes	5

Table 4 – Common Object Attributes 5

Table 5 – Common Variable Attributes 6

Table 6 – Common VariableType Attributes..... 6

Table 7 – Common Method Attributes 6

Table 8 – BaseObjectType definition 7

Table 9 – ServerType definition..... 8

Table 10 – ServerCapabilitiesType definition..... 11

Table 11 – ServerDiagnosticsType definition 14

Table 12 – SessionsDiagnosticsSummaryType definition 15

Table 13 – SessionDiagnosticsObjectType definition 15

Table 14 – VendorServerInfoType definition 16

Table 15 – ServerRedundancyType definition..... 16

Table 16 – TransparentRedundancyType definition 16

Table 17 – NonTransparentRedundancyType definition 17

Table 18 – NonTransparentNetworkRedundancyType definition 17

Table 19 – OperationLimitsType definition..... 18

Table 20 – AddressSpaceFileType definition 19

Table 21 – NamespaceMetadataType definition 20

Table 22 – NamespacesType definition 21

Table 23 – BaseEventType definition 22

Table 24 – AuditEventType definition 24

Table 25 – AuditSecurityEventType definition..... 25

Table 26 – AuditChannelEventType definition 25

Table 27 – AuditOpenSecureChannelEventType definition 26

Table 28 – AuditSessionEventType definition 27

Table 29 – AuditCreateSessionEventType definition..... 27

Table 30 – AuditUrlMismatchEventType definition 28

Table 31 – AuditActivateSessionEventType definition..... 28

Table 32 – AuditCancelEventType definition 29

Table 33 – AuditCertificateEventType definition 29

Table 34 – AuditCertificateDataMismatchEventType definition 30

Table 35 – AuditCertificateExpiredEventType definition..... 30

Table 36 – AuditCertificateInvalidEventType definition 30

Table 37 – AuditCertificateUntrustedEventType definition 31

Table 38 – AuditCertificateRevokedEventType definition 31

Table 39 – AuditCertificateMismatchEventType definition..... 31

Table 40 – AuditNodeManagementEventType definition 32

Table 41 – AuditAddNodesEventType definition 32

Table 42 – AuditDeleteNodesEventType definition 32

Table 43 – AuditAddReferencesEventType definition 33

Table 44 – AuditDeleteReferencesEventType definition 33

Table 45 – AuditUpdateEventType definition 34

Table 46 – AuditWriteUpdateEvent definition 34

Table 47 – AuditHistoryUpdateEventType definition	35
Table 48 – AuditUpdateMethodEventType definition	35
Table 49 – SystemEventType definition	36
Table 50 – DeviceFailureEventType definition	36
Table 51 – SystemStatusChangeEvent definition	36
Table 52 – BaseModelChangeEvent definition	37
Table 53 – GeneralModelChangeEvent definition	37
Table 54 – SemanticChangeEvent definition	37
Table 55 – EventQueueOverflowEventType definition	38
Table 56 – ProgressEventType definition	38
Table 57 – ModellingRuleType definition	39
Table 58 – FolderType definition	39
Table 59 – DataTypeEncodingType definition	39
Table 60 – AggregateFunctionType definition	39
Table 61 – BaseInterfaceType definition	40
Table 62 - OrderedListType Definition	40
Table 63 – OrderedListType Additional Subcomponents	40
Table 64 – IOrderedObjectType Definition	41
Table 65 – BaseVariableType definition	41
Table 66 – PropertyType definition	42
Table 67 – BaseDataVariableType definition	42
Table 68 – ServerVendorCapabilityType definition	42
Table 69 – ServerStatusType definition	43
Table 70 – BuildInfoType definition	43
Table 71 – ServerDiagnosticsSummaryType definition	44
Table 72 – SamplingIntervalDiagnosticsArrayType definition	44
Table 73 – SamplingIntervalDiagnosticsType definition	45
Table 74 – SubscriptionDiagnosticsArrayType definition	45
Table 75 – SubscriptionDiagnosticsType definition	46
Table 76 – SessionDiagnosticsArrayType definition	47
Table 77 – SessionDiagnosticsVariableType definition	47
Table 78 – SessionSecurityDiagnosticsArrayType definition	49
Table 79 – SessionSecurityDiagnosticsType definition	49
Table 80 – OptionSetType definition	50
Table 81 – SelectionListType definition	51
Table 82 – AudioVariableType definition	51
Table 78 – RationalNumberType Definition	52
Table 79 – VectorType Definition	52
Table 80 – 3DVectorType Definition	52
Table 81 – CartesianCoordinatesType Definition	53
Table 82 – 3DCartesianCoordinatesType Definition	53
Table 83 – OrientationType Definition	54
Table 84 – 3DOrientationType Definition	54

Table 85 – FrameType Definition..... 55

Table 86 – 3DFrameType Definition 55

Table 87 – Root definition 56

Table 88 – Views definition 57

Table 89 – Objects definition 58

Table 90 – Types definition 58

Table 91 – ObjectTypes definition 59

Table 92 – VariableTypes definition 59

Table 93 – ReferenceTypes definition 60

Table 94 – DataTypes definition 60

Table 95 – EventTypes definition 61

Table 96 – InterfaceTypes definition..... 62

Table 97 – Server definition 63

Table 98 – Server Additional Conformance Units..... 63

Table 99 – ExposesItsArray definition 67

Table 100 – Mandatory definition 67

Table 101 – Optional definition..... 67

Table 102 – OptionalPlaceholder definition 67

Table 103 – MandatoryPlaceholder definition 68

Table 104 – GetMonitoredItems Method AddressSpace definition 68

Table 105 – ResendData Method AddressSpace definition 69

Table 106 – SetSubscriptionDurable Method AddressSpace definition 69

Table 107 – RequestServerStateChange Method AddressSpace definition..... 70

Table 108 – References ReferenceType..... 71

Table 109 – HierarchicalReferences ReferenceType 71

Table 110 – NonHierarchicalReferences ReferenceType 71

Table 111 – HasChild ReferenceType 71

Table 112 – Aggregates ReferenceType..... 72

Table 113 – Organizes ReferenceType 72

Table 114 – HasComponent ReferenceType 72

Table 115 – HasOrderedComponent ReferenceType..... 73

Table 116 – HasProperty ReferenceType 73

Table 117 – HasSubtype ReferenceType..... 73

Table 118 – HasModellingRule ReferenceType 73

Table 119 – HasTypeDefinition ReferenceType 74

Table 120 – HasEncoding ReferenceType 74

Table 121 – HasEventSource ReferenceType 74

Table 122 – HasNotifier ReferenceType 75

Table 123 – GeneratesEvent ReferenceType 75

Table 124 – AlwaysGeneratesEvent ReferenceType 75

Table 125 – HasArgumentDescription ReferenceType 75

Table 126 – HasOptionalInputArgumentDescription ReferenceType 76

Table 127 – HasInterface ReferenceType..... 77

Table 128 – HasAddIn ReferenceType	77
Table 129 – IsDeprecated ReferenceType	77
Table 130 – HasStructuredComponent ReferenceType	77
Table 131 – AssociatedWith ReferenceType	78
Table 132 – BaseDataType definition	78
Table 133 – Boolean definition	78
Table 134 – ByteString definition	79
Table 135 – AudioDataType definition	79
Table 136 – Image definition	79
Table 137 – ImageBMP definition	79
Table 138 – ImageGIF definition	80
Table 139 – ImageJPG definition	80
Table 140 – ImagePNG definition	80
Table 141 – DateTime definition	80
Table 142 – UtcTime definition	81
Table 143 – Enumeration definition	81
Table 144 – IdType definition	81
Table 145 – NodeClass definition	81
Table 146 – StructureType definition	82
Table 147 – Guid definition	82
Table 148 – LocalizedText definition	82
Table 149 – NodeId definition	82
Table 150 – Number definition	83
Table 151 – Decimal definition	83
Table 152 – Double definition	83
Table 153 – Duration definition	83
Table 154 – Float definition	84
Table 155 – Integer definition	84
Table 156 – Int16 definition	84
Table 157 – Int32 definition	84
Table 158 – Int64 definition	85
Table 159 – SByte definition	85
Table 160 – UInteger definition	85
Table 161 – Byte definition	85
Table 162 – UInt16 definition	86
Table 163 – AccessRestrictionType definition	86
Table 164 – UInt32 definition	86
Table 165 – UInt64 definition	86
Table 166 – QualifiedName definition	87
Table 167 – String definition	87
Table 168 – LocaleId definition	87
Table 169 – NormalizedString definition	87
Table 170 – DecimalString definition	88

Table 171 – DurationString definition 88

Table 172 – TimeString definition 88

Table 173 – DateString definition 88

Table 174 – Structure definition..... 89

Table 175 – Argument definition..... 89

Table 176 – CurrencyUnitType definition 89

Table 177 – DataTypeDefinition definition 89

Table 178 – EnumDefinition definition 90

Table 179 – StructureDefinition definition 90

Table 180 – EnumValueType definition 90

Table 181 – EnumField definition 90

Table 182 – OptionSet definition 91

Table 183 – RolePermissionType definition 91

Table 184 – StructureField definition 91

Table 185 – TimeZoneDataType definition 91

Table 186 – Union definition..... 92

Table 187 – XmlElement definition 92

Table 188 – AddNodesItem definition 92

Table 189 – AddReferencesItem definition 92

Table 190 – ApplicationDescription definition 93

Table 191 – ContentFilter definition..... 93

Table 192 – DataValue definition..... 93

Table 193 – DeleteNodesItem definition 93

Table 194 – DeleteReferencesItem definition 94

Table 195 – DiagnosticInfo definition..... 94

Table 196 – ExpandedNodeId definition 94

Table 197 – MessageSecurityMode definition..... 94

Table 198 – NumericRange definition 95

Table 199 – SecurityTokenRequestType definition 95

Table 200 – SignedSoftwareCertificate definition 95

Table 201 – StatusCode definition..... 95

Table 202 – UserIdentityToken definition..... 96

Table 203 – AnonymousIdentityToken definition 96

Table 204 – IssuedIdentityToken definition..... 96

Table 205 – UserNameIdentityToken definition 96

Table 206 – X509IdentityToken definition 97

Table 207 – VersionTime definition 97

Table 208 – BuildInfo Structure 97

Table 209 – BuildInfo definition 97

Table 210 – RedundancySupport values 98

Table 211 – RedundancySupport definition 98

Table 212 – ServerState values 98

Table 213 – ServerState definition 99

Table 214 – RedundantServerDataType Structure	99
Table 215 – RedundantServerDataType definition	99
Table 216 – SamplingIntervalDiagnosticsDataType Structure	99
Table 217 – SamplingIntervalDiagnosticsDataType definition	100
Table 218 – ServerDiagnosticsSummaryDataType Structure	100
Table 219 – ServerDiagnosticsSummaryDataType definition	100
Table 220 – ServerStatusDataType Structure	101
Table 221 – ServerStatusDataType definition	101
Table 222 – SessionDiagnosticsDataType Structure	101
Table 223 – SessionDiagnosticsDataType definition	103
Table 224 – SessionSecurityDiagnosticsDataType Structure	103
Table 225 – SessionSecurityDiagnosticsDataType definition	103
Table 226 – ServiceCounterDataType Structure	104
Table 227 – ServiceCounterDataType definition	104
Table 228 – StatusResult Structure	104
Table 229 – StatusResult definition	104
Table 230 – SubscriptionDiagnosticsDataType Structure	105
Table 231 – SubscriptionDiagnosticsDataType definition	106
Table 232 – ModelChangeStructureDataType Structure	106
Table 233 – ModelChangeStructureDataType definition	106
Table 234 – SemanticChangeStructureDataType Structure	107
Table 235 – SemanticChangeStructureDataType definition	107
Table 236 – BitFieldMaskDataType definition	107
Table 237 – NetworkGroupDataType Structure	108
Table 238 – NetworkGroupDataType definition	108
Table 239 – EndpointUrlListDataType Structure	108
Table 240 – EndpointUrlListDataType definition	108
Table 241 – KeyValuePair Structure	108
Table 242 – KeyValuePair definition	109
Table 243 – RationalNumber Structure	109
Table 245 – Vector Structure	109
Table 247 – 3DVector Structure	110
Table 261 – DataTypeSchemaHeader structure	113
Table 262 – DataTypeSchemaHeader definition	113
Table 263 – DataTypeDescription structure	113
Table 264 – DataTypeDescription definition	113
Table 265 – StructureDescription structure	114
Table 266 – StructureDescription definition	114
Table 267 – EnumDescription structure	114
Table 268 – EnumDescription definition	114
Table 269 – SimpleTypeDescription structure	115
Table 270 – SimpleTypeDescription definition	115
Table 271 – UABinaryFileDataType structure	115

Table 272 – UABinaryFileType definition..... 115

Table 273 – PortableQualifiedName Structure 116

Table 274 – PortableQualifiedName definition 116

Table 275 – PortableNodeId Structure..... 116

Table 276 – PortableNodeId definition 116

Table 277 – UriString definition 117

Table 278 – UnsignedRationalNumber structure..... 117

Table 279 – UnsignedRationalNumber definition 117

Table 280 – SemanticVersionString definition 117

Table 281 – Backus–Naur Form Grammar for SemanticVersionString 117

Table C.1 – TypeDictionary components 124

Table C.2 – TypeDescription components 125

Table C.3 – OpaqueType components..... 125

Table C.4 – EnumeratedType components 126

Table C.5 – StructuredType components..... 126

Table C.6 – FieldType components 126

Table C.7 – EnumeratedValue components 128

Table C.8 – ImportDirective components 128

Table C.9 – Standard Type descriptions 129

OPC FOUNDATION

UNIFIED ARCHITECTURE –

FOREWORD

This specification is the specification for developers of OPC UA applications. The specification is a result of an analysis and design process to develop a standard interface to facilitate the development of applications by multiple vendors that shall inter-operate seamlessly together.

Copyright © 2006-2021, OPC Foundation, Inc.

AGREEMENT OF USE

COPYRIGHT RESTRICTIONS

Any unauthorized use of this specification may violate copyright laws, trademark laws, and communications regulations and statutes. This document contains information which is protected by copyright. All Rights Reserved. No part of this work covered by copyright herein may be reproduced or used in any form or by any means--graphic, electronic, or mechanical, including photocopying, recording, taping, or information storage and retrieval systems--without permission of the copyright owner.

OPC Foundation members and non-members are prohibited from copying and redistributing this specification. All copies must be obtained on an individual basis, directly from the OPC Foundation Web site <http://www.opcfoundation.org>.

PATENTS

The attention of adopters is directed to the possibility that compliance with or adoption of OPC specifications may require use of an invention covered by patent rights. OPC shall not be responsible for identifying patents for which a license may be required by any OPC specification, or for conducting legal inquiries into the legal validity or scope of those patents that are brought to its attention. OPC specifications are prospective and advisory only. Prospective users are responsible for protecting themselves against liability for infringement of patents.

WARRANTY AND LIABILITY DISCLAIMERS

WHILE THIS PUBLICATION IS BELIEVED TO BE ACCURATE, IT IS PROVIDED "AS IS" AND MAY CONTAIN ERRORS OR MISPRINTS. THE OPC FOUNDATION MAKES NO WARRANTY OF ANY KIND, EXPRESSED OR IMPLIED, WITH REGARD TO THIS PUBLICATION, INCLUDING BUT NOT LIMITED TO ANY WARRANTY OF TITLE OR OWNERSHIP, IMPLIED WARRANTY OF MERCHANTABILITY OR WARRANTY OF FITNESS FOR A PARTICULAR PURPOSE OR USE. IN NO EVENT SHALL THE OPC FOUNDATION BE LIABLE FOR ERRORS CONTAINED HEREIN OR FOR DIRECT, INDIRECT, INCIDENTAL, SPECIAL, CONSEQUENTIAL, RELIANCE OR COVER DAMAGES, INCLUDING LOSS OF PROFITS, REVENUE, DATA OR USE, INCURRED BY ANY USER OR ANY THIRD PARTY IN CONNECTION WITH THE FURNISHING, PERFORMANCE, OR USE OF THIS MATERIAL, EVEN IF ADVISED OF THE POSSIBILITY OF SUCH DAMAGES.

The entire risk as to the quality and performance of software developed using this specification is borne by you.

RESTRICTED RIGHTS LEGEND

This Specification is provided with Restricted Rights. Use, duplication or disclosure by the U.S. government is subject to restrictions as set forth in (a) this Agreement pursuant to DFARs 227.7202-3(a); (b) subparagraph (c)(1)(i) of the Rights in Technical Data and Computer Software clause at DFARs 252.227-7013; or (c) the Commercial Computer Software Restricted Rights clause at FAR 52.227-19 subdivision (c)(1) and (2), as applicable. Contractor / manufacturer are the OPC Foundation, 16101 N. 82nd Street, Suite 3B, Scottsdale, AZ, 85260-1830

COMPLIANCE

The OPC Foundation shall at all times be the sole entity that may authorize developers, suppliers and sellers of hardware and software to use certification marks, trademarks or other special designations to indicate compliance with these materials. Products developed using this specification may claim compliance or conformance with this specification if and only if the software satisfactorily meets the certification requirements set by the OPC Foundation. Products that do not meet these requirements may claim only that the product was based on this specification and must not claim compliance or conformance with this specification.

TRADEMARKS

Most computer and software brand names have trademarks or registered trademarks. The individual trademarks have not been listed here.

GENERAL PROVISIONS

Should any provision of this Agreement be held to be void, invalid, unenforceable or illegal by a court, the validity and enforceability of the other provisions shall not be affected thereby.

This Agreement shall be governed by and construed under the laws of the State of Minnesota, excluding its choice or law rules.

This Agreement embodies the entire understanding between the parties with respect to, and supersedes any prior understanding or agreement (oral or written) relating to, this specification.

ISSUE REPORTING

The OPC Foundation strives to maintain the highest quality standards for its published specifications, hence they undergo constant review and refinement. Readers are encouraged to report any issues and view any existing errata here: <http://www.opcfoundation.org/errata>.

Revision 1.05.00 Highlights

The following table includes the Mantis issues resolved with this revision.

Mantis ID	Summary	Resolution
5529	Move Amendment 10 Currency content	Amendment 10 Currency Part 5 content added as 12.2.12.2
5521	Make Annex B a separate Part	Annex B has been removed and used to create Part 10000-16
5652	Move Part 14 Appendix A Common Types to Part 5	Common Types added as 12.31 through 12.36
5653	Move content of Amendment 11 Spatial Types to Part 5	Types added as 12.22 through 12.30 and added informative Annex D
5657	Make Annex C a separate Part	Annex C has been removed and used to create Part 10000-20
5736	Move content of Amendment 7 Interfaces and Addons	Content merged
5737	Move content of Amendment 3 Method Meta Data	Content merged
5860	Updates resulting from IEC review	Several minor English and formatting changes
2765	Support for optional method arguments or default parameters	Added <i>HasArgumentDescription</i> reference types to allow optional <i>Metadata</i> which can be used to identify optional arguments and default parameter values.
3792	Support for additional information about method arguments	Added <i>HasArgumentDescription</i> reference types to allow optional additional <i>Metadata</i> to be included in the model.
5398	Table-description of Enumeration "not technical meaningful"	Changed Enumeration definitions of Table 210 and Table 212 to new table format.
5474	Incomplete description of EnumDescription	Corrected in 12.34
5464	SimpleTypeDescription should derive from DataTypeDescription DataType not Structure	Corrected in 12.35
5259	Description of SemanticChangeEvent has issues	Corrected in 6.4.33
4726	ArrayDimensions description in Part 5 is inconsistent with definition in Part 3	Clarified description in 5 to reference NamespaceIndex 0

Mantis ID	Summary	Resolution
4784	Definiton of diagnostics counts are not clear	Clarified dataChangeNotificationCount, eventNotificationCount and notificationCount in Table 230
5666	ServerVendorCapabilityType not referenced anywhere by the spec	Added <VendorCapability> OptionalPlaceholder to the ServerCapabilitiesType
5689	Clarification on NamingRule	Deprecated NamingRule entirely
5324	VendorServerInfoType not defined as abstract	Corrected isAbstract to be True in 6.3.6
4576	security related text needs to be improved	Added encrypted channels statement to 6.3.4
4626	Differences in definition of ServerStatusDataType in Part 5 and NodeSetFile	Clarified the definition of shutdownReason in 12.10
4728	Add MaxSubscriptionCount to capabilities	New capabilities MaxSessions, MaxSubscriptions, and MaxMonitoredItems added to 6.3.2
4264	SelectionListType and arrays	SelectionListType restricted to scalar DataTypes in 7.18
4096	References to WIN32 data types	Changed references in Table C.9
5759	Information on Deprecated parts of the Information Model	Added IsDeprecated ReferenceType
5499	Missing ServerEventCapabilities	Added 3 Event related Capabilities to 6.3.2.
4344	ServerProfileArray content clarification	Added clarification to 6.3.2.
5837	Integral values, arrays and fields in structs	Added 11.23 HasStructuredComponent
6016	Deprecating DataTypeDictionary for the specification	Removed the normative content of Annex B
6032	MaxByteStringLength for file transfer - inconsistency in spec	Correct description of MaxByteStringLength in 6.3.2
5565	Request for standardized ordered list of objects	Content of 10001-13 Amendment 13 – Ordered List merged as 6.10 and 6.11
6292	Move ContentFilter DataType back to Part 5	Added ContentFilter DataType as a referenced type from Part 4
6257	Clarify requirement for non-redundant Server to set ServiceLevel	Added clarification to 6.3.1

Mantis ID	Summary	Resolution
6040	MaxArrayLength, MaxStringLength and MaxByteStringLength are not limited to Variables	Clarified that these Properties apply to Variables, Method arguments and Event fields in 6.3.2
6285	Represent NodeId and BrowseName of nodes in another server	Added PortableQualifiedName, and PortableNodeId DataTypes
6320	OptionSetType shouldn't have ArrayDimensions Attribute	Removed ArrayDimensions Attribute from Table 80
6301	Add subtype of string to represent URIs	Added UriString DataType in 12.39
6323	Move UnsignedRationalNumber from Part 22	Added in 12.40
4671	All conformance units a server supports should be listed	Added ConformanceUnits Property to ServerCapabilitiesType
6404	Support of DataTypes in OPC UA Servers	Rewrote Standard DataTypes overview statement in 12.1
6470	Relation between AuditCertificateEventType and AuditOpenSecureChannelEventType	Added new Property to AuditOpenSecureChannelEventType
6469	AuditEntryId in AuditCertificateEventType and AuditOpenSecureChannelEventType	Clarification added to AuditEventType
6518	Add StructureType definition	Added StructureType as a Part 3 defined Type in 12.2
5581	Missing IsOptionSet in EnumeratedType	Added IsOptionSet to EnumeratedType
6650	Types should include the reference to the parent type	Removed all HasSubType references from parent types and added parent type to child types for all ObjectTypes, VariableTypes, ReferenceTypes and DataTypes
6736	ClientUserId - Reference to ActivateSession but not SessionlessActivate	Added to definition of ClientUserId in 3.1.1 and updated 6.4.2 to also describe SessionlessInvoke
6737	Clarification needed for AuditCertificateEventType	Added clarification to 6.4.12
6739	Clarification needed for SessionSecurityDiagnosticsType	Added clarification to 7.16
6807	New Generic Non-Hierarchical Reference	Added AssociatedWith Reference Type

Mantis ID	Summary	Resolution
7274	Add SemanticVersionString DataType	Added DataType as 12.41

OPC Unified Architecture Specification

Part 5: Information Model

1 Scope

This part of the OPC Unified Architecture defines the Information Model . The Information Model describes standardised *Nodes* of a *Server's AddressSpace*. These *Nodes* are standardised types as well as standardised instances used for diagnostics or as entry points to server-specific *Nodes*. Thus, the Information Model defines the *AddressSpace* of an empty OPC UA *Server*. However, it is not expected that all *Servers* will provide all of these *Nodes*.

2 Normative references

The following documents, in whole or in part, are normatively referenced in this document and are indispensable for its application. For dated references, only the edition cited applies. For undated references, the latest edition of the referenced document (including any amendments and errata) applies.

OPC 10000-1, *OPC Unified Architecture - Part 1: Concepts*

<http://www.opcfoundation.org/UA/Part1/>

OPC 10000-3, *OPC Unified Architecture - Part 3: Address Space Model*

<http://www.opcfoundation.org/UA/Part3/>

OPC 10000-4, *OPC Unified Architecture - Part 4: Services*

<http://www.opcfoundation.org/UA/Part4/>

OPC 10000-6, *OPC Unified Architecture - Part 6: Mappings*

<http://www.opcfoundation.org/UA/Part6/>

OPC 10000-7, *OPC Unified Architecture - Part 7: Profiles*

<http://www.opcfoundation.org/UA/Part7/>

OPC 10000-9, *OPC Unified Architecture - Part 9: Alarms and conditions*

<http://www.opcfoundation.org/UA/Part9/>

OPC 10000-10, *OPC Unified Architecture - Part 10: Programs*

<http://www.opcfoundation.org/UA/Part10/>

OPC 10000-11, *OPC Unified Architecture - Part 11: Historical Access*

<http://www.opcfoundation.org/UA/Part11/>

OPC 10000-18, *OPC Unified Architecture - Part 18: Role-Based Security*

<http://www.opcfoundation.org/UA/Part18/>

OPC 10000-20, *OPC Unified Architecture - Part 20: File Transfer*

<http://www.opcfoundation.org/UA/Part20/>

RFC 2045, Multipurpose Internet Mail Extensions (MIME) Part One:

<http://www.ietf.org/rfc/rfc2045.txt>

RFC 2046, Multipurpose Internet Mail Extensions (MIME) Part Two:

<https://www.ietf.org/rfc/rfc2046.txt>

RFC 2047, Multipurpose Internet Mail Extensions (MIME) Part Three:

<https://www.ietf.org/rfc/rfc2047.txt>

RFC 3986, Uniform Resource Identifier (URI): Generic Syntax:

<https://www.ietf.org/rfc/rfc3986.txt>

ISO/IEC/IEEE 60559:2011, Information technology – Microprocessor Systems – Floating-Point arithmetic

<https://www.iso.org/standard/57469.html>

XML Schema Part 1, Structures

<http://www.w3.org/TR/xmlschema-1/>

XML Schema Part 2, Datatypes

<http://www.w3.org/TR/xmlschema-2/>

UTF-8, UTF-8, a transformation format of ISO 10646

<http://www.ietf.org/rfc/rfc3629.txt>

ISO/IEC 11578:1996, Information technology – Open Systems Interconnection – Remote Procedure Call (RPC) arithmetic

<https://www.iso.org/standard/2229.html>

Semantic Versioning 2.0.0

<https://semver.org/>

3 Terms, definitions, abbreviated terms and conventions

3.1 Terms and definitions

For the purposes of this document, the terms and definitions given in OPC 10000-1 and OPC 10000-3, as well as the following apply.

3.1.1

ClientUserId

String that identifies the user of the client requesting an action

Note 1 to entry: The *ClientUserId* is obtained directly or indirectly from the *UserIdentityToken* passed by the *Client* in the *ActivateSession Service* call or from the *authenticationToken* in the *requestHeader* of a *SessionlessInvoke Service* call. See 6.4.3 for details.

3.2 Abbreviated terms

UA Unified Architecture

XML Extensible Markup Language

3.3 Conventions for Node descriptions

Node definitions are specified using tables (see Table 2).

Attributes are defined by providing the *Attribute* name and a value, or a description of the value.

References are defined by providing the *ReferenceType* name, the *BrowseName* of the *TargetNode* and its *NodeClass*.

- If the *TargetNode* is a component of the *Node* being defined in the table the *Attributes* of the composed *Node* are defined in the same row of the table.

- The *DataType* is only specified for *Variables*; "[<number>]" indicates a single-dimensional array, for multi-dimensional arrays the expression is repeated for each dimension (e.g. [2][3] for a two-dimensional array). For all arrays the *ArrayDimensions* is set as identified by <number> values. If no <number> is set, the corresponding dimension is set to 0, indicating an unknown size. If no number is provided at all the *ArrayDimensions* can be omitted. If no brackets are provided, it identifies a scalar *DataType* and the *ValueRank* is set to the corresponding value (see OPC 10000-3). In addition, *ArrayDimensions* is set to null or is omitted. If it can be Any or ScalarOrOneDimension, the value is put into "<value>", so either "{Any}" or "{ScalarOrOneDimension}" and the *ValueRank* is set to the corresponding value (see OPC 10000-3) and the *ArrayDimensions* is set to null or is omitted. Examples are given in Table 1.

Table 1 – Examples of DataTypes

Notation	Data-Type	Value-Rank	Array-Dimensions	Description
Int32	Int32	-1	omitted or null	A scalar Int32.
Int32[]	Int32	1	omitted or {0}	Single-dimensional array of Int32 with an unknown size.
Int32[][]	Int32	2	omitted or {0,0}	Two-dimensional array of Int32 with unknown sizes for both dimensions.
Int32[3][]	Int32	2	{3,0}	Two-dimensional array of Int32 with a size of 3 for the first dimension and an unknown size for the second dimension.
Int32[5][3]	Int32	2	{5,3}	Two-dimensional array of Int32 with a size of 5 for the first dimension and a size of 3 for the second dimension.
Int32{Any}	Int32	-2	omitted or null	An Int32 where it is unknown if it is scalar or array with any number of dimensions.
Int32{ScalarOrOneDimension}	Int32	-3	omitted or null	An Int32 where it is either a single-dimensional array or a scalar.

- The *TypeDefinition* is specified for *Objects* and *Variables*.
- The *TypeDefinition* column specifies a symbolic name for a *NodeId*, i.e. the specified *Node* points with a *HasTypeDefinition Reference* to the corresponding *Node*.
- The *ModellingRule* of the referenced component is provided by specifying the symbolic name of the rule in the *ModellingRule* column. In the *AddressSpace*, the *Node* shall use a *HasModellingRule Reference* to point to the corresponding *ModellingRule Object*.

If the *NodeId* of a *DataType* is provided, the symbolic name of the *Node* representing the *DataType* shall be used.

Nodes of all other *NodeClasses* cannot be defined in the same table; therefore only the used *ReferenceType*, their *NodeClass* and their *BrowseName* are specified. A reference to another part of this document points to their definition.

Table 2 illustrates the table. If no components are provided, the *DataType*, *TypeDefinition* and *ModellingRule* columns may be omitted and only a *Comment* column is introduced to point to the *Node* definition.

Each *Node* defined in this specification has *ConformanceUnits* defined in OPC 10000-7 that require the *Node* to be in the *AddressSpace*. If a *Server* supports a *ConformanceUnit*, it shall expose the *Nodes* related to the *ConformanceUnit* in its *AddressSpace*. If two *Nodes* are exposed, all *References* between the *Nodes* defined in this specification shall be exposed as well.

The relations between *Nodes* and *ConformanceUnits* are defined at the end of the tables defining *Nodes*, one row per *ConformanceUnit*. The *ConformanceUnit* is reflected with a *Category* element in the *UANodeSet* file (see OPC 10000-6).

The *Nodes* defined in a table are not only the *Node* defined on top level, for example an *ObjectType*, but also the *Nodes* that are referenced, as long as they are not defined in other tables. For example, the *ObjectType ServerType* defines its *InstanceDeclarations* in the same table, so the *InstanceDeclarations* are also bound to the *ConformanceUnits* defined for the table. The table even indirectly defines additional *InstanceDeclarations* as components of the top-level *InstanceDeclarations*, that are not directly visible in the table. The *TypeDefinitions* and *DataTypes* used in the *InstanceDeclarations*, and the *ReferenceTypes* are defined in their individual tables and not in the table itself, therefore they are not bound to the *ConformanceUnits* of the table. As another example, the *OrderedListType* references the *GeneralModelChangeEvent*, which is defined in another table, and therefore not bound to the *ConformanceUnits* of the table. In case of ambiguity, the *Category* element of the *UaNodeSet* file provides the precise information.

Table 2 – TypeDefinition Table

Attribute	Value				
Attribute name	Attribute value. If it is an optional Attribute that is not set "--" will be used.				
References	NodeClass	BrowseName	Data Type	TypeDefinition	ModellingRule
<i>ReferenceType</i> name	<i>NodeClass</i> of the <i>TargetNode</i> .	<i>BrowseName</i> of the target <i>Node</i> .	<i>Data Type</i> of the referenced <i>Node</i> , only applicable for <i>Variables</i> .	<i>TypeDefinition</i> of the referenced <i>Node</i> , only applicable for <i>Variables</i> and <i>Objects</i> .	Referenced <i>ModellingRule</i> of the referenced <i>Object</i> .
NOTE Notes referencing footnotes of the table content.					
Conformance Units					
Name of conformance unit, one row per conformance unit					

Components of *Nodes* can be complex that is containing components by themselves. The *TypeDefinition*, *NodeClass*, *Data Type* and *ModellingRule* can be derived from the type definitions, and the symbolic name can be created as defined in 4.1. Therefore those containing components are not explicitly specified; they are implicitly specified by the type definitions.

4 NodeIds and BrowseNames

4.1 NodeIds

The *NodeIds* of all *Nodes* described in this standard are only symbolic names. OPC 10000-6 defines the actual *NodeIds*.

The symbolic name of each *Node* defined in this standard is its *BrowseName*, or, when it is part of another *Node*, the *BrowseName* of the other *Node*, a ".", and the *BrowseName* of itself. In this case "part of" means that the whole has a *HasProperty* or *HasComponent Reference* to its part. Since all *Nodes* not being part of another *Node* have a unique name in this standard, the symbolic name is unique. For example, the *ServerType* defined in 6.3.1 has the symbolic name "ServerType". One of its *InstanceDeclarations* would be identified as "ServerType.ServerCapabilities". Since this *Object* is complex, another *InstanceDeclaration* of the *ServerType* is "ServerType.ServerCapabilities.MinSupportedSampleRate". The *Server Object* defined in 8.3.2 is based on the *ServerType* and has the symbolic name "Server". Therefore, the instance based on the *InstanceDeclaration* described above has the symbolic name "Server.ServerCapabilities.MinSupportedSampleRate".

The *NamespaceIndex* for all *NodeIds* defined in this standard is 0. The namespace for this *NamespaceIndex* is specified in OPC 10000-3.

Note that this standard not only defines concrete *Nodes*, but also requires that some *Nodes* have to be generated, for example one for each *Session* running on the *Server*. The *NodeIds* of those *Nodes* are server-specific, including the *Namespace*. However the *NamespaceIndex* of those *Nodes* cannot be the *NamespaceIndex* 0, because they are not defined by the OPC Foundation but generated by the *Server*.

4.2 BrowseNames

The text part of the *BrowseNames* for all *Nodes* defined in this standard is specified in the tables defining the *Nodes*. The *NamespaceIndex* for all *BrowseNames* defined in this document is 0.

5 Common Attributes

5.1 General

For all *Nodes* specified in *NamespaceIndex* 0, the *Attributes* named in Table 3 shall be set as specified in Table 3.

Table 3 – Common Node Attributes

Attribute	Value
DisplayName	The <i>DisplayName</i> is a <i>LocalizedText</i> . Each server shall provide the <i>DisplayName</i> identical to the <i>BrowseName</i> of the <i>Node</i> for the LocaleId "en". Whether the server provides translated names for other LocaleIds is server-specific.
Description	Optionally a server-specific description is provided.
NodeClass	Shall reflect the <i>NodeClass</i> of the <i>Node</i> .
NodeId	The <i>NodeId</i> is described by <i>BrowseNames</i> as defined in 4.1 and defined in OPC 10000-6.
WriteMask	Optionally the <i>WriteMask Attribute</i> can be provided. If the <i>WriteMask Attribute</i> is provided, it shall set all non-server-specific <i>Attributes</i> to not writable. For example, the <i>Description Attribute</i> may be set to writable since a <i>Server</i> may provide a server-specific description for the <i>Node</i> . The <i>NodeId</i> shall not be writable, because it is defined for each <i>Node</i> in this standard.
UserWriteMask	Optionally the <i>UserWriteMask Attribute</i> can be provided. The same rules as for the <i>WriteMask Attribute</i> apply.
RolePermissions	Optionally server-specific role permissions can be provided.
UserRolePermissions	Optionally the role permissions of the current <i>Session</i> can be provided. The value is server-specific and depend on the <i>RolePermissions Attribute</i> (if provided) and the current <i>Session</i> .
AccessRestrictions	Optionally server-specific access restrictions can be provided.

5.2 Objects

For all *Objects* specified in *NamespaceIndex* 0, the *Attributes* named in Table 4 shall be set as specified in Table 4.

Table 4 – Common Object Attributes

Attribute	Value
EventNotifier	Whether the <i>Node</i> can be used to subscribe to <i>Events</i> or not is server-specific.

5.3 Variables

For all *Variables* specified in *NamespaceIndex* 0, the *Attributes* named in Table 5 shall be set as specified in Table 5.

Table 5 – Common Variable Attributes

Attribute	Value
MinimumSamplingInterval	Optionally, a server-specific minimum sampling interval is provided.
AccessLevel	The access level for <i>Variables</i> used for type definitions is server-specific, for all other <i>Variables</i> defined in this standard, the access level shall allow reading; other settings are server-specific.
UserAccessLevel	The value for the <i>UserAccessLevel Attribute</i> is server-specific. It is assumed that all <i>Variables</i> can be accessed by at least one user.
Value	For <i>Variables</i> used as <i>InstanceDeclarations</i> , the value is server-specific; otherwise it shall represent the value described in the text.
ArrayDimensions	If the <i>ValueRank</i> does not identify an array of a specific dimension (i.e. <i>ValueRank</i> <= 0) the <i>ArrayDimensions</i> can either be set to null or the <i>Attribute</i> is missing. This behaviour is server-specific. If the <i>ValueRank</i> specifies an array of a specific dimension (i.e. <i>ValueRank</i> > 0) then the <i>ArrayDimensions Attribute</i> shall be specified.
Historizing	The value for the <i>Historizing Attribute</i> is server-specific.
AccessLevelEx	If the <i>AccessLevelEx Attribute</i> is provided, it shall have the bits 8, 9, and 10 set to 0, meaning that read and write operations on an individual <i>Variable</i> are atomic, and arrays can be partly written.

5.4 VariableTypes

For all *VariableTypes* specified in *NamespaceIndex 0*, the *Attributes* named in Table 6 shall be set as specified in Table 6.

Table 6 – Common VariableType Attributes

Attributes	Value
Value	Optionally a server-specific default value can be provided.
ArrayDimensions	If the <i>ValueRank</i> does not identify an array of a specific dimension (i.e. <i>ValueRank</i> <= 0) the <i>ArrayDimensions</i> can either be set to null or the <i>Attribute</i> is missing. This behaviour is server-specific. If the <i>ValueRank</i> specifies an array of a specific dimension (i.e. <i>ValueRank</i> > 0) then the <i>ArrayDimensions Attribute</i> shall be specified.

5.5 Methods

For all *Methods* specified in *NamespaceIndex 0*, the *Attributes* named in Table 7 shall be set as specified in Table 7.

Table 7 – Common Method Attributes

Attributes	Value
Executable	All <i>Methods</i> defined in this specification shall be executable (<i>Executable Attribute</i> set to "True"), unless it is defined differently in the <i>Method</i> definition.
UserExecutable	The value of the <i>UserExecutable Attribute</i> is server-specific. It is assumed that all <i>Methods</i> can be executed by at least one user.

6 Standard ObjectTypes

6.1 General

Typically, the components of an *ObjectType* are fixed and can be extended by subtyping. However, since each *Object* of an *ObjectType* can be extended with additional components, this standard allows extending the standard *ObjectTypes* defined in this document with additional components. Thereby, it is possible to express the additional information in the type definition that would already be contained in each *Object*. Some *ObjectTypes* already provide entry points for server-specific extensions. However, it is not allowed to restrict the components of the standard *ObjectTypes* defined in this standard. An example of extending the *ObjectTypes* is putting the standard *Property NodeVersion* defined in OPC 10000-3 into the *BaseObjectType*, stating that each *Object* of the *Server* will provide a *NodeVersion*.

6.2 BaseObjectType

The *BaseObjectType* is used as type definition whenever there is an *Object* having no more concrete type definitions available. *Servers* should avoid using this *ObjectType* and use a more specific type, if possible. This *ObjectType* is the base *ObjectType* and all other *ObjectTypes* shall either directly or indirectly inherit from it. However, it might not be possible for *Servers* to provide all *HasSubtype References* from this *ObjectType* to its subtypes, and therefore it is not required to provide this information.

There are no *References* specified for this *ObjectType*. It is formally defined in Table 8.

Table 8 – BaseObjectType definition

Attribute		Value				
BrowseName		BaseObjectType				
IsAbstract		False				
References	NodeClass	BrowseName	DataType	TypeDefinition	Modelling Rule	
Conformance Units						
Base Info Base Types						

6.3 ObjectTypes for the Server Object

6.3.1 ServerType

This *ObjectType* defines the capabilities supported by the OPC UA *Server*. It is formally defined in Table 9.

Table 9 – ServerType definition

Attribute	Value			
BrowseName	ServerType			
IsAbstract	False			
References	NodeClass	BrowseName	Data Type / TypeDefinition	Modelling Rule
Subtype of the BaseObjectType defined in 6.2				
HasProperty	Variable	ServerArray	String[] PropertyType	Mandatory
HasProperty	Variable	NamespaceArray	String[] PropertyType	Mandatory
HasProperty	Variable	UrisVersion	VersionTime PropertyType	Optional
HasComponent	Variable	ServerStatus ¹	ServerStatusDataType ServerStatusType	Mandatory
HasProperty	Variable	ServiceLevel	Byte PropertyType	Mandatory
HasProperty	Variable	Auditing	Boolean PropertyType	Mandatory
HasProperty	Variable	EstimatedReturnTime	DateTime PropertyType	Optional
HasProperty	Variable	LocalTime	TimeZoneDataType PropertyType	Optional
HasComponent	Object	ServerCapabilities ¹	- ServerCapabilitiesType	Mandatory
HasComponent	Object	ServerDiagnostics ¹	- ServerDiagnosticsType	Mandatory
HasComponent	Object	VendorServerInfo	- VendorServerInfoType	Mandatory
HasComponent	Object	ServerRedundancy ¹	- ServerRedundancyType	Mandatory
HasComponent	Object	Namespaces	- NamespacesType	Optional
HasComponent	Method	GetMonitoredItems	Defined in 9.1	Optional
HasComponent	Method	ResendData	Defined in 9.2	Optional
HasComponent	Method	SetSubscriptionDurable	Defined in 9.3	Optional
HasComponent	Method	RequestServerStateChange	Defined in 9.4	Optional
Conformance Units				
Base Info ServerType				

ServerArray defines an array of *Server* URIs. This *Variable* is also referred to as the *server table*. Each URI in this array represents a globally-unique logical name for a *Server* within the scope of the network in which it is installed. Each OPC UA *Server* instance has a single URI that is used in the *server table* of other OPC UA *Servers*. Index 0 is reserved for the URI of the local *Server*. Values above 0 are used to identify remote *Servers* and are specific to a *Server*. OPC 10000-4 describes discovery mechanism that can be used to resolve URIs into URLs. The *Server* URI is case sensitive.

The URI of the *ServerArray* with Index 0 shall be identical to the URI of the *NamespaceArray* with Index 1, since both represent the local *Server*.

The indexes into the *server table* are referred to as *server indexes* or *server names*. They are used in OPC UA *Services* to identify *TargetNodes* of *References* that reside in remote *Servers*. Clients may read the entire table or they may read individual entries in the table. The *Server* shall not modify or delete entries of this table while any client has an open session to the *Server*, because clients may cache the *server table*. A *Server* may add entries to the *server table* even if clients are connected to the *Server*.

NamespaceArray defines an array of namespace URIs. This *Variable* is also referred as *namespace table*. The indexes into the *namespace table* are referred to as *NamespaceIndexes*. *NamespaceIndexes* are used in *Nodelds* in OPC UA *Services*, rather than the longer namespace URI. Index 0 is reserved for the OPC UA namespace, and index 1 is reserved for the local *Server*. Clients may read the entire *namespace table* or they may read individual

entries in the *namespace table*. The *Server* shall not modify or delete entries of the *namespace table* while any client has an open session to the *Server*, because clients may cache the *namespace table*. A *Server* may add entries to the *namespace table* even if clients are connected to the *Server*. It is recommended that *Servers* not change the indexes of the *namespace table* but only add entries, because the client may cache *NodeIds* using the indexes. Nevertheless, it might not always be possible for *Servers* to avoid changing indexes in the *namespace table*. Clients that cache *NamespaceIndexes* of *NodeIds* should always check when starting a session to verify that the cached *NamespaceIndexes* have not changed.

UrisVersion defines the version of the *ServerArray* and the *NamespaceArray*. Everytime the *ServerArray* or the *NamespaceArray* is changed, the value of the *UrisVersion* shall be updated to a value greater than the previous value. The *UrisVersion Property* is used in combination with the *SessionlessInvoke Service* defined in OPC 10000-4. If a *Server* supports this *Service*, the *Server* shall support this *Property*. It is the responsibility of the *Server* to provide a consistent set of values for the *ServerArray*, *NamespaceArray* and the *UrisVersion Properties*. The *VersionTime DataType* is defined in OPC 10000-4.

ServerStatus contains elements that describe the status of the *Server*. See 12.10 for a description of its elements.

ServiceLevel describes the ability of the *Server* to provide its data to the *Client*. The value range is from 0 to 255, where 0 indicates the worst and 255 indicates the best. *Servers* shall set the *ServiceLevel* according to the sub-ranges defined in OPC 10000-4.

Auditing is a Boolean specifying if the *Server* is currently generating audit events. It is set to TRUE if the *Server* generates audit events, otherwise to false. The *Profiles* defined in OPC 10000-7 specify what kind of audit events are generated by the *Server*.

EstimatedReturnTime indicates the time at which the *Server* is expected to have a *ServerStatus.State* of *RUNNING_0*. A *Client* that observes a shutdown or a *ServiceLevel* of 0 should either wait until after this time to attempt to reconnect to this *Server* or enter into slow retry logic. For example, most *Clients* will attempt to reconnect after a failure immediately and then progressively increase the delay between attempts until some maximum delay. This time can be used to trigger the *Client* to start its reconnect logic with some delay.

LocalTime is a structure containing the *Offset* and the *DaylightSavingInOffset* flag. The *Offset* specifies the time difference (in minutes) between the *Server* time in UTC and the local time at the *Server* location. If *DaylightSavingInOffset* is TRUE, then *Standard/Daylight savings time (DST)* at the *Server* location is in effect and *Offset* includes the DST correction. If FALSE then the *Offset* does not include DST correction and DST may or may not be in effect.

ServerCapabilities defines the capabilities supported by the OPC UA *Server*. See 6.3.2 for its description.

ServerDiagnostics defines diagnostic information about the OPC UA *Server*. See 6.3.3 for its description.

VendorServerInfo represents the browse entry point for vendor-defined *Server* information. This *Object* is required to be present even if there are no vendor-defined *Objects* beneath it. See 6.3.6 for its description.

ServerRedundancy describes the redundancy capabilities provided by the *Server*. This *Object* is required even if the *Server* does not provide any redundancy support. If the *Server* supports redundancy, then a subtype of *ServerRedundancyType* is used to describe its capabilities. Otherwise, it provides an *Object* of type *ServerRedundancyType* with the *Property RedundancySupport* set to none. See 6.3.7 for the description of *ServerRedundancyType*.

Namespace provides a list of *NamespaceMetadataType Objects* with additional information about the namespaces used in the *Server*. See 6.3.14 for the description of *NamespaceMetadataType*.

The *GetMonitoredItems Method* is used to identify the *MonitoredItems* of a *Subscription*. It is defined in 9.1; the intended usage is defined in OPC 10000-4.

The *ResendData Method* is used to get the latest values of the data monitored items of a *Subscription*. It is defined in 9.2; the intended usage is defined in OPC 10000-4.

The *SetSubscriptionDurable Method* is used to set a *Subscription* into a mode where *MonitoredItem* data and event queues are stored and delivered even if an OPC UA *Client* was disconnected for a longer time or the OPC UA *Server* was restarted. It is defined in 9.3; the intended usage is defined in OPC 10000-4.

The *RequestServerStateChange Method* allows a *Client* to request a state change in the *Server*. It is defined in 9.4; the intended usage is defined in OPC 10000-4.

6.3.2 ServerCapabilitiesType

This *ObjectType* defines the capabilities supported by the OPC UA *Server*. It is formally defined in Table 10.

Table 10 – ServerCapabilitiesType definition

Attribute	Value			
BrowseName	ServerCapabilitiesType			
IsAbstract	False			
References	NodeClass	BrowseName	Data Type / TypeDefinition	ModellingRule
Subtype of the BaseObjectType defined in 6.2				
HasProperty	Variable	ServerProfileArray	String[] PropertyType	Mandatory
HasProperty	Variable	LocaleIdArray	LocaleId[] PropertyType	Mandatory
HasProperty	Variable	MinSupportedSampleRate	Duration PropertyType	Mandatory
HasProperty	Variable	MaxBrowseContinuationPoints	UInt16 PropertyType	Mandatory
HasProperty	Variable	MaxQueryContinuationPoints	UInt16 PropertyType	Mandatory
HasProperty	Variable	MaxHistoryContinuationPoints	UInt16 PropertyType	Mandatory
HasProperty	Variable	SoftwareCertificates	SignedSoftwareCertificate[] PropertyType	Mandatory
HasProperty	Variable	MaxArrayLength	UInt32 PropertyType	Optional
HasProperty	Variable	MaxStringLength	UInt32 PropertyType	Optional
HasProperty	Variable	MaxByteStringLength	UInt32 PropertyType	Optional
HasComponent	Object	OperationLimits	-- OperationLimitsType	Optional
HasComponent	Object	ModellingRules	-- FolderType	Mandatory
HasComponent	Object	AggregateFunctions	-- FolderType	Mandatory
HasComponent	Object	RoleSet	RoleSetType	Optional
HasProperty	Variable	MaxSessions	UInt32 PropertyType	Optional
HasProperty	Variable	MaxSubscriptions	UInt32 PropertyType	Optional
HasProperty	Variable	MaxMonitoredItems	UInt32 PropertyType	Optional
HasProperty	Variable	MaxSubscriptionsPerSession	UInt32 PropertyType	Optional
HasProperty	Variable	MaxMonitoredItemsPerSubscription	UInt32 PropertyType	Optional
HasProperty	Variable	MaxSelectClauseParameters	UInt32 PropertyType	Optional
HasProperty	Variable	MaxWhereClauseParameters	UInt32 PropertyType	Optional
HasComponent	Variable	<VendorCapability>	BaseDataType ServerVendorCapabilityType	OptionalPlaceholder
HasProperty	Variable	ConformanceUnits	QualifiedName[] PropertyType	Optional
Conformance Units				
Base Info ServerType				

ServerProfileArray lists the *Profiles* that the *Server* supports. The *String* shall be the URI of the *Profile*. See OPC 10000-7 for definitions of OPC UA *Server Profiles*. This list should be limited to the *Profiles* the *Server* supports in its current configuration.

LocaleIdArray is an array of *LocaleIds* that are known to be supported by the *Server*. The *Server* might not be aware of all *LocaleIds* that it supports because it may provide access to underlying servers, systems or devices that do not report the *LocaleIds* that they support.

MinSupportedSampleRate defines the minimum supported sample rate, including 0, which is supported by the *Server*.

MaxBrowseContinuationPoints is an integer specifying the maximum number of parallel continuation points of the Browse *Service* that the *Server* can support per session. The value specifies the maximum the *Server* can support under normal circumstances, so there is no guarantee the *Server* can always support the maximum. The client should not open more Browse calls with open continuation points than exposed in this *Variable*. The value 0 indicates that the *Server* does not restrict the number of parallel continuation points the client should use.

MaxQueryContinuationPoints is an integer specifying the maximum number of parallel continuation points of the QueryFirst *Services* that the *Server* can support per session. The value specifies the maximum the *Server* can support under normal circumstances, so there is no guarantee the *Server* can always support the maximum. The client should not open more QueryFirst calls with open continuation points than exposed in this *Variable*. The value 0 indicates that the *Server* does not restrict the number of parallel continuation points the client should use.

MaxHistoryContinuationPoints is an integer specifying the maximum number of parallel continuation points of the HistoryRead *Services* that the *Server* can support per session. The value specifies the maximum the *Server* can support under normal circumstances, so there is no guarantee the *Server* can always support the maximum. The client should not open more HistoryRead calls with open continuation points than exposed in this *Variable*. The value 0 indicates that the *Server* does not restrict the number of parallel continuation points the client should use.

SoftwareCertificates is an array of *SignedSoftwareCertificates* containing all *SoftwareCertificates* supported by the *Server*. A *SoftwareCertificate* identifies capabilities of the *Server*. It contains the list of *Profiles* supported by the *Server*. *Profiles* are described in OPC 10000-7.

The *MaxArrayLength Property* indicates the maximum length of a one or multidimensional array supported by *Variables*, *Method* arguments and *Event* fields of the *Server*. In a multidimensional array it indicates the overall length. For example, a three-dimensional array of 2x3x10 has the array length of 60. The *Server* might further restrict the length for individual *Variables*, *Method* arguments or *Event* fields without notice to the client. *Servers* may use the *Property MaxArrayLength* defined in OPC 10000-3 on individual *DataVariables* to specify the size on individual values. The individual *Property* may have a larger or smaller value than *MaxArrayLength*.

The *MaxStringLength Property* indicates the maximum number of bytes in *Strings* and *LocalizedText* supported by *Variables*, *Method* arguments and *Event* fields of the *Server*. *Servers* may override this setting by adding the *MaxStringLength Property* defined in OPC 10000-3 to an individual *DataVariable*. If a *Server* does not impose a maximum number of bytes or is not able to determine the maximum number of bytes this *Property* shall not be provided.

The *MaxByteStringLength Property* indicates the maximum number of bytes in a *ByteString* supported by *Variables*, *Method* arguments and *Event* fields of the *Server*. *Servers* may override this setting by adding the *MaxByteStringLength Property* defined in OPC 10000-3 to an individual *DataVariable*. If a *Server* does not impose a maximum number of bytes or is not able to determine the maximum number of bytes this *Property* shall not be provided.

OperationLimits is an entry point to access information on operation limits of the *Server*, for example the maximum length of an array in a read *Service* call.

ModellingRules is an entry point to browse to all *ModellingRules* supported by the *Server*. All *ModellingRules* supported by the *Server* should be able to be browsed starting from this *Object*.

AggregateFunctions is an entry point to browse to all *AggregateFunctions* supported by the *Server*. All *AggregateFunctions* supported by the *Server* should be able to be browsed starting from this *Object*. *AggregateFunctions* are *Objects* of *AggregateFunctionType*.

The *RoleSet Object* is used to publish all *Roles* supported by the *Server*. The *RoleSetType* is specified in OPC 10000-18.

MaxSessions is an integer specifying the maximum number of concurrent *Sessions* the *Server* can support. The value specifies the maximum the *Server* can support under normal circumstances, therefore there is no guarantee the *Server* can always support the maximum.

MaxSubscriptions is an integer specifying the maximum number of *Subscriptions* the *Server* can support. The value specifies the maximum the *Server* can support under normal circumstances, therefore there is no guarantee the *Server* can always support the maximum.

MaxMonitoredItems is an integer specifying the maximum number of *MonitoredItems* the *Server* can support. The value specifies the maximum the *Server* can support under normal circumstances, therefore there is no guarantee the *Server* can always support the maximum.

MaxSubscriptionsPerSession is an integer specifying the maximum number of *Subscriptions* per *Session* the *Server* can support. The value specifies the maximum the *Server* can support under normal circumstances, therefore there is no guarantee the *Server* can always support the maximum.

MaxMonitoredItemsPerSubscription is an integer specifying the maximum number of *MonitoredItems* per *Subscription* the *Server* can support. The value specifies the maximum the *Server* can support under normal circumstances, therefore there is no guarantee the *Server* can always support the maximum.

MaxSelectClauseParameters is an integer specifying the maximum number of *EventField SelectClause Parameters* the *Server* can support for an *EventFilter*. The value specifies the maximum the *Server* can support under normal circumstances, therefore there is no guarantee the *Server* can always support the maximum.

MaxWhereClauseParameters is an integer specifying the maximum number of *EventField WhereClause Parameters* the *Server* can support for an *EventFilter*. The value specifies the maximum the *Server* can support under normal circumstances, therefore there is no guarantee the *Server* can always support the maximum.

When a vendor can not determine a limit of an optional component then the component shall not be included.

When vendors expose their own capabilities, they should add additional *Nodes* to the standard *ServerCapabilities Object* instance.

The *<VendorCapability> Variable* is used to provide information about the server-specific capabilities.

ConformanceUnits is a *QualifiedName* array specifying the set of conformance units the *Server* supports. This list should be limited to the *ConformanceUnits* the *Server* supports in its current configuration.

6.3.3 ServerDiagnosticsType

This *ObjectType* defines diagnostic information about the OPC UA *Server*. This *ObjectType* is formally defined in Table 11.

Table 11 – ServerDiagnosticsType definition

Attribute	Value			
BrowseName	ServerDiagnosticsType			
IsAbstract	False			
References	Node Class	BrowseName	Data Type / TypeDefinition	Modelling Rule
Subtype of the BaseObjectType defined in 6.2				
HasComponent	Variable	ServerDiagnosticsSummary	ServerDiagnosticsSummaryDataType ServerDiagnosticsSummaryType	Mandatory
HasComponent	Variable	SamplingIntervalDiagnosticsArray	SamplingIntervalDiagnosticsDataType[] SamplingIntervalDiagnosticsArrayType	Optional
HasComponent	Variable	SubscriptionDiagnosticsArray	SubscriptionDiagnosticsDataType[] SubscriptionDiagnosticsArrayType	Mandatory
HasComponent	Object	SessionsDiagnosticsSummary	-- SessionsDiagnosticsSummaryType	Mandatory
HasProperty	Variable	EnabledFlag	Boolean PropertyType	Mandatory
Conformance Units				
Base Info ServerType				

ServerDiagnosticsSummary contains diagnostic summary information for the *Server*, as defined in 12.9.

SamplingIntervalDiagnosticsArray is an array of diagnostic information per sampling rate as defined in 12.8. There is one entry for each sampling rate currently used by the *Server*. Its *TypeDefinitionNode* is the *VariableType* *SamplingIntervalDiagnosticsArrayType*, providing a *Variable* for each entry in the array, as defined in 7.9.

The sampling interval diagnostics are only collected by *Servers* which use a fixed set of sampling intervals. In these cases, length of the array and the set of contained *Variables* will be determined by the *Server* configuration and the *NodeId* assigned to a given sampling interval diagnostics variable shall not change as long as the *Server* configuration does not change. A *Server* may not expose the *SamplingIntervalDiagnosticsArray* if it does not use fixed sampling rates.

SubscriptionDiagnosticsArray is an array of Subscription diagnostic information per subscription, as defined in 12.15. There is one entry for each Notification channel actually established in the *Server*. Its *TypeDefinitionNode* is the *VariableType* *SubscriptionDiagnosticsArrayType*, providing a *Variable* for each entry in the array as defined in 7.11. Those *Variables* are also used as *Variables* referenced by other *Variables*.

SessionsDiagnosticsSummary contains diagnostic information per session, as defined in 6.3.4.

EnabledFlag identifies whether or not diagnostic information is collected by the *Server*. It can also be used by a client to enable or disable the collection of diagnostic information of the *Server*. The following settings of the Boolean value apply: TRUE indicates that the *Server* collects diagnostic information, and setting the value to TRUE leads to resetting and enabling the collection. FALSE indicates that no diagnostic information is collected, and setting the value to FALSE disables the collection without resetting the diagnostic values.

When diagnostics are turned off, the *Server* can return *Bad_NodeIdUnknown* for all static diagnostic *Nodes* except the *EnabledFlag Property*. Dynamic diagnostic *Nodes* (such as the *Session Nodes*) will not appear in the *AddressSpace*.

If the collection of diagnostic information is not supported, the *EnabledFlag Property* will be read only.

6.3.4 SessionsDiagnosticsSummaryType

This *ObjectType* defines diagnostic information about the sessions of the OPC UA *Server*. This *ObjectType* is formally defined in Table 12.

Table 12 – SessionsDiagnosticsSummaryType definition

Attribute		Value		
BrowseName		SessionsDiagnosticsSummaryType		
IsAbstract		False		
References	NodeClass	BrowseName	Data Type / TypeDefinition	Modelling Rule
Subtype of the BaseObjectType defined in 6.2				
HasComponent	Variable	SessionDiagnosticsArray	SessionDiagnosticsDataType[] SessionDiagnosticsArrayType	Mandatory
HasComponent	Variable	SessionSecurityDiagnosticsArray	SessionSecurityDiagnosticsDataType[] SessionSecurityDiagnosticsArrayType	Mandatory
HasComponent	Object	<ClientName>	-- SessionDiagnosticsObjectType	Optional Placeholder
Conformance Units				
Base Info ServerType				

SessionDiagnosticsArray provides an array with an entry for each session in the *Server* having general diagnostic information about a session.

SessionSecurityDiagnosticsArray provides an array with an entry for each active session in the *Server* having security-related diagnostic information about a session. Since this information is security-related, it should not be made accessible to all users, but only to authorised users over encrypted channels.

For each session of the *Server*, this *Object* also provides an *Object* representing the session, indicated by <ClientName>. The BrowseName could be derived from the *sessionName* defined in the *CreateSession Service* (OPC 10000-4) or some other server-specific mechanisms. It is of the *ObjectType* *SessionDiagnosticsObjectType*, as defined in 6.3.5.

6.3.5 SessionDiagnosticsObjectType

This *ObjectType* defines diagnostic information about a session of the OPC UA *Server*. This *ObjectType* is formally defined in Table 13.

Table 13 – SessionDiagnosticsObjectType definition

Attribute		Value		
BrowseName		SessionDiagnosticsObjectType		
IsAbstract		False		
References	NodeClass	BrowseName	Data Type / TypeDefinition	Modelling Rule
Subtype of the BaseObjectType defined in 6.2				
HasComponent	Variable	SessionDiagnostics	SessionDiagnosticsDataType SessionDiagnosticsVariableType	Mandatory
HasComponent	Variable	SessionSecurityDiagnostics	SessionSecurityDiagnosticsDataType SessionSecurityDiagnosticsType	Mandatory
HasComponent	Variable	SubscriptionDiagnosticsArray	SubscriptionDiagnosticsDataType[] SubscriptionDiagnosticsArrayType	Mandatory
Conformance Units				
Base Info ServerType				

SessionDiagnostics contains general diagnostic information about the session; the *SessionSecurityDiagnostics Variable* contains security-related diagnostic information. Because the information of the second *Variable* is security-related, it should not be made accessible to all users, but only to authorised users.

SubscriptionDiagnosticsArray is an array of Subscription diagnostic information per opened subscription, as defined in 12.15. Its *TypeDefinitionNode* is the *VariableType* *SubscriptionDiagnosticsArrayType* providing a *Variable* for each entry in the array, as defined in 7.11.

6.3.6 VendorServerInfoType

This *ObjectType* defines a placeholder *Object* for vendor-specific information about the OPC UA *Server*. This *ObjectType* defines an empty *ObjectType* that has no components. It should be subtyped by vendors to define their vendor-specific information. This *ObjectType* is formally defined in Table 14.

Table 14 – VendorServerInfoType definition

Attribute	Value				
BrowseName	VendorServerInfoType				
IsAbstract	False				
References	NodeClass	BrowseName	Data Type	Type Definition	Modelling Rule
Subtype of the BaseObjectType defined in 6.2					
Conformance Units					
Base Info ServerType					

6.3.7 ServerRedundancyType

This *ObjectType* defines the redundancy capabilities supported by the OPC UA *Server*. It is formally defined in Table 15.

Table 15 – ServerRedundancyType definition

Attribute	Value				
BrowseName	ServerRedundancyType				
IsAbstract	False				
References	NodeClass	BrowseName	Data Type	Type Definition	Modelling Rule
Subtype of the BaseObjectType defined in 6.2					
HasProperty	Variable	RedundancySupport	RedundancySupport	PropertyType	Mandatory
Conformance Units					
Base Info ServerType					

RedundancySupport indicates what redundancy is supported by the *Server*. Its values are defined in 12.5. It shall be set to NONE for all instances of the *ServerRedundancyType* using the *ObjectType* directly (no subtype).

6.3.8 TransparentRedundancyType

This *ObjectType* is a subtype of *ServerRedundancyType* and is used to identify the capabilities of the OPC UA *Server* for server-controlled redundancy with a transparent switchover for the client. It is formally defined in Table 16.

Table 16 – TransparentRedundancyType definition

Attribute	Value				
BrowseName	TransparentRedundancyType				
IsAbstract	False				
References	Node Class	BrowseName	Data Type	Type Definition	Modelling Rule
Subtype of the ServerRedundancyType defined in 6.3.7, i.e. inheriting the InstanceDeclarations of that Node.					
HasProperty	Variable	CurrentServerId	String	PropertyType	Mandatory
HasProperty	Variable	RedundantServerArray	RedundantServerDataType[]	PropertyType	Mandatory
Conformance Units					
Redundancy Server Transparent					

RedundancySupport is inherited from the *ServerRedundancyType*. It shall be set to TRANSPARENT_4 for all instances of the *TransparentRedundancyType*.

Although, in a transparent switchover scenario, all redundant *Servers* serve under the same URI to the *Client*, it may be required to track the exact data source on the *Client*. Therefore, *CurrentServerId* contains an identifier of the currently-used *Server* in the *Redundant Set*. This *Server* is valid only inside a *Session*; if a *Client* opens several *Sessions*, different *Servers* of

the redundant set of *Servers* may serve it in different *Sessions*. The value of the *CurrentServerId* may change due to *Failover* or load balancing, so a *Client* that needs to track its data source shall subscribe to this *Variable*.

As diagnostic information, the *RedundantServerArray* contains an array of available *Servers* in the *Redundant Set*; including their service levels (see 12.7). This array may change during a *Session*.

6.3.9 NonTransparentRedundancyType

This *ObjectType* is a subtype of *ServerRedundancyType* and is used to identify the capabilities of the OPC UA *Server* for non-transparent redundancy. It is formally defined in Table 17.

Table 17 – NonTransparentRedundancyType definition

Attribute	Value				
BrowseName	NonTransparentRedundancyType				
IsAbstract	False				
References	NodeClass	BrowseName	Data Type	Type Definition	Modelling Rule
Subtype of the <i>ServerRedundancyType</i> defined in 6.3.7, which means it inherits the <i>InstanceDeclarations</i> of that Node.					
HasProperty	Variable	ServerUriArray	String[]	PropertyType	Mandatory
Conformance Units					
Redundancy Server					

ServerUriArray is an array with the URI of all redundant *Servers* of the OPC UA *Server*. See OPC 10000-4 for the definition of redundancy in this standard. In a non-transparent redundancy environment, the *Client* is responsible to subscribe to the redundant *Servers*. Therefore the *Client* might open a session to one or more redundant *Servers* of this array. The *ServerUriArray* shall contain the local *Server*.

RedundancySupport is inherited from the *ServerRedundancyType*. It shall be set to COLD_1, WARM_2, HOT_3 or HOT_AND_MIRRORED_5 for all instances of the *NonTransparentRedundancyType*. It defines the redundancy support provided by the *Server*. Its intended use is defined in OPC 10000-4.

6.3.10 NonTransparentNetworkRedundancyType

This *ObjectType* is a subtype of *NonTransparentRedundancyType* and is used to identify the capabilities of the OPC UA *Server* for non-transparent network redundancy. It is formally defined in Table 18.

Table 18 – NonTransparentNetworkRedundancyType definition

Attribute	Value				
BrowseName	NonTransparentNetworkRedundancyType				
IsAbstract	False				
References	NodeClass	BrowseName	Data Type	Type Definition	Modelling Rule
Subtype of the <i>NonTransparentRedundancyType</i> defined in 6.3.9, which means it inherits the <i>InstanceDeclarations</i> of that Node.					
HasProperty	Variable	ServerNetworkGroups	NetworkGroupDataType[]	PropertyType	Mandatory
Conformance Units					
Redundancy Server					

Clients switching between network paths to the same *Server* behave the same as *HotAndMirrored* redundancy. *Server* and network redundancy can be combined. In the combined approach it is important for the *Client* to know which *ServerUris* belong to the same *Server* representing different network paths and which *ServerUris* represent different *Servers*. Therefore, a *Server* implementing non-transparent network redundancy shall use the *NonTransparentNetworkRedundancyType* to identify its redundancy support.

RedundancySupport is inherited from the *ServerRedundancyType*. It shall be set to COLD_1, WARM_2, HOT_3 or HOT_AND_MIRRORED_5 for all instances of the

NonTransparentNetworkRedundancyType. If no *Server* redundancy is supported (the *ServerUriArray* only contains one entry), the *RedundancySupport* shall be set to HOT_AND_MIRRORED_5.

The *ServerNetworkGroups* contains an array of *NetworkGroupDataType*. The URIs of the *Servers* in that array (in the *serverUri* of the structure) shall be exactly the same as the ones provided in the *ServerUriArray*. However, the order might be different. Thus the array represents a list of HotAndMirrored redundant *Servers*. If a *Server* only supports network redundancy, it has only one entry in the *ServerNetworkGroups*. The *networkPaths* in the structure represents the redundant network paths for each of the *Servers*. The *networkPaths* describes the different paths (one entry for each path) ordered by priority. Each network path contains an *endpointUrlList* having an array of Strings each containing a URL of an *Endpoint*. This allows using different protocol options for the same network path.

The *Endpoints* provided shall match with the *Endpoints* provided by the *GetEndpoints Service* of the corresponding *Server*.

6.3.11 OperationLimitsType

This *ObjectType* is a subtype of *FolderType* and is used to identify the operation limits of the OPC UA *Server*. It is formally defined in Table 19.

Table 19 – OperationLimitsType definition

Attribute	Value				
BrowseName	OperationLimitsType				
IsAbstract	False				
References	NodeClass	BrowseName	DataType	TypeDefinition	ModellingRule
Subtype of the <i>FolderType</i> defined in 6.6, which means it inherits the InstanceDeclarations of that Node.					
HasProperty	Variable	MaxNodesPerRead	UInt32	PropertyType	Optional
HasProperty	Variable	MaxNodesPerHistoryReadData	UInt32	PropertyType	Optional
HasProperty	Variable	MaxNodesPerHistoryReadEvents	UInt32	PropertyType	Optional
HasProperty	Variable	MaxNodesPerWrite	UInt32	PropertyType	Optional
HasProperty	Variable	MaxNodesPerHistoryUpdateData	UInt32	PropertyType	Optional
HasProperty	Variable	MaxNodesPerHistoryUpdateEvents	UInt32	PropertyType	Optional
HasProperty	Variable	MaxNodesPerMethodCall	UInt32	PropertyType	Optional
HasProperty	Variable	MaxNodesPerBrowse	UInt32	PropertyType	Optional
HasProperty	Variable	MaxNodesPerRegisterNodes	UInt32	PropertyType	Optional
HasProperty	Variable	MaxNodesPerTranslateBrowsePathsToNodeIds	UInt32	PropertyType	Optional
HasProperty	Variable	MaxNodesPerNodeManagement	UInt32	PropertyType	Optional
HasProperty	Variable	MaxMonitoredItemsPerCall	UInt32	PropertyType	Optional
Conformance Units					
Base Info ServerType					

Any operational limits *Property* that is provided shall have a non zero value.

The *MaxNodesPerRead Property* indicates the maximum size of the nodesToRead array when a *Client* calls the Read *Service*.

The *MaxNodesPerHistoryReadData Property* indicates the maximum size of the nodesToRead array when a *Client* calls the HistoryRead *Service* using the historyReadDetails RAW, PROCESSED, MODIFIED, or ATTIME.

The *MaxNodesPerHistoryReadEvents Property* indicates the maximum size of the nodesToRead array when a *Client* calls the HistoryRead *Service* using the historyReadDetails EVENTS.

The *MaxNodesPerWrite Property* indicates the maximum size of the nodesToWrite array when a *Client* calls the Write *Service*.

The *MaxNodesPerHistoryUpdateData Property* indicates the maximum size of the *historyUpdateDetails* array supported by the *Server* when a *Client* calls the *HistoryUpdate Service*.

The *MaxNodesPerHistoryUpdateEvents Property* indicates the maximum size of the *historyUpdateDetails* array when a *Client* calls the *HistoryUpdate Service*.

The *MaxNodesPerMethodCall Property* indicates the maximum size of the *methodsToCall* array when a *Client* calls the *Call Service*.

The *MaxNodesPerBrowse Property* indicates the maximum size of the *nodesToBrowse* array when calling the *Browse Service* or the *continuationPoints* array when a *Client* calls the *BrowseNext Service*.

The *MaxNodesPerRegisterNodes Property* indicates the maximum size of the *nodesToRegister* array when a *Client* calls the *RegisterNodes Service* and the maximum size of the *nodesToUnregister* when calling the *UnregisterNodes Service*.

The *MaxNodesPerTranslateBrowsePathsToNodeIds Property* indicates the maximum size of the *browsePaths* array when a *Client* calls the *TranslateBrowsePathsToNodeIds Service*.

The *MaxNodesPerNodeManagement Property* indicates the maximum size of the *nodesToAdd* array when a *Client* calls the *AddNodes Service*, the maximum size of the *referencesToAdd* array when a *Client* calls the *AddReferences Service*, the maximum size of the *nodesToDelete* array when a *Client* calls the *DeleteNodes Service*, and the maximum size of the *referencesToDelete* array when a *Client* calls the *DeleteReferences Service*.

The *MaxMonitoredItemsPerCall Property* indicates

- the maximum size of the *itemsToCreate* array when a *Client* calls the *CreateMonitoredItems Service*,
- the maximum size of the *itemsToModify* array when a *Client* calls the *ModifyMonitoredItems Service*,
- the maximum size of the *monitoredItemIds* array when a *Client* calls the *SetMonitoringMode Service* or the *DeleteMonitoredItems Service*,
- the maximum size of the sum of the *linksToAdd* and *linksToRemove* arrays when a *Client* calls the *SetTriggering Service*.

6.3.12 AddressSpaceFileType

This *ObjectType* defines the file for a namespace provided by the OPC UA *Server*. It is formally defined in Table 20. It represents an XML address space file using the XML schema defined in OPC 10000-6.

Table 20 – AddressSpaceFileType definition

Attribute	Value				
BrowseName	AddressSpaceFileType				
IsAbstract	False				
References	NodeClass	BrowseName	Data Type	Type Definition	Modelling Rule
Subtype of the <i>FileType</i> defined in OPC 10000-20					
HasComponent	Method	ExportNamespace	The method has no parameters.		Optional
Conformance Units					
Base Info ServerType					

The *ExportNamespace Method* provides a way to export the namespace from the *Server AddressSpace* to the XML file represented by the *AddressSpaceFileType*. *Value Attributes* are only exported if they represent static configuration information. The client is expected to call

the *ExportNamespace Method* first to update the XML file and then access the file with the *Methods* defined in the *FileType*.

Servers might provide some vendor-specific mechanisms importing parts of an address space as subtype of this *ObjectType*, for example by defining appropriate *Methods*.

6.3.13 NamespaceMetadataType

This *ObjectType* defines the metadata for a namespace provided by the *Server*. It is formally defined in Table 21.

Instances of this *Object* allow *Servers* to provide more information like version information in addition to the namespace URI. Important information for aggregating *Servers* is provided by the *StaticNodeIdTypes*, *StaticNumericNodeIdRange* and *StaticStringNodeIdPattern Properties*.

Table 21 – NamespaceMetadataType definition

Attribute	Value				
BrowseName	NamespaceMetadataType				
IsAbstract	False				
References	NodeClass	BrowseName	Data Type	TypeDefinition	Modelling Rule
Subtype of the BaseObjectType defined in 6.2					
HasProperty	Variable	NamespaceUri	String	PropertyType	Mandatory
HasProperty	Variable	NamespaceVersion	String	PropertyType	Mandatory
HasProperty	Variable	NamespacePublicationDate	DateTime	PropertyType	Mandatory
HasProperty	Variable	IsNamespaceSubset	Boolean	PropertyType	Mandatory
HasProperty	Variable	StaticNodeIdTypes	IdType[]	PropertyType	Mandatory
HasProperty	Variable	StaticNumericNodeIdRange	NumericRange[]	PropertyType	Mandatory
HasProperty	Variable	StaticStringNodeIdPattern	String	PropertyType	Mandatory
HasComponent	Object	NamespaceFile	-	AddressSpaceFileType	Optional
HasProperty	Variable	DefaultRolePermissions	RolePermissionType[]	PropertyType	Optional
HasProperty	Variable	DefaultUserRolePermissions	RolePermissionType[]	PropertyType	Optional
HasProperty	Variable	DefaultAccessRestrictions	AccessRestrictionType	PropertyType	Optional
Conformance Units					
Base Info ServerType					

The *BrowseName* of instances of this type shall be derived from the represented namespace. This can, for example, be done by using the index of the namespace in the *NamespaceArray* as *NamespaceIndex* of the *QualifiedName* and the namespace URI as *name* of the *QualifiedName*.

The *NamespaceUri Property* contains the namespace represented by an instance of the *MetaDataType*.

The *NamespaceVersion Property* provides version information for the namespace. It is intended for display purposes and shall not be used to programmatically identify the latest version. If there is no formal version defined for the namespace this *Property* shall be set to a null *String*.

The *NamespacePublicationDate Property* provides the publication date of the namespace version. This *Property* value can be used by *Clients* to determine the latest version if different versions are provided by different *Servers*. If there is no formal publication date defined for the namespace this *Property* shall be set to a null *DateTime*.

The *IsNamespaceSubset Property* defines whether all *Nodes* of the namespace are accessible in the *Server* or only a subset. It is set to FALSE if the full namespace is provided and TRUE if not. If the completeness is unknown then this *Property* shall be set to TRUE.

Static *Nodes* are identical for all *Attributes* in all *Servers*, including the *Value Attribute*. For *TypeDefinitionNodes*, also the *InstanceDeclarations* shall be identical. That means that for static *Nodes* the semantic is always the same. Namespaces with static *Nodes* are for example

namespaces defined by standard bodies like the OPC Foundation. This is important information for aggregating *Servers*. If the namespace is dynamic and used in several *Servers* the aggregating *Server* needs to distinguish the namespace for each aggregated *Server*. The static *Nodes* of a namespace only need to be handled once, even if they are used by several aggregated *Servers*.

The *StaticNodeIdTypes Property* provides a list of *IdTypes* used for static *Nodes*. All *Nodes* in the *AddressSpace* of the namespace using one of the *IdTypes* in the array shall be static *Nodes*.

The *StaticNumericNodeIdRange Property* provides a list of *NumericRanges* used for numeric *NodeIds* of static *Nodes*. If the *StaticNodeIdTypes Property* contains an entry for numeric *NodeIds* then this *Property* is ignored.

The *StaticStringNodeIdPattern Property* provides a regular expression as defined for the *Like Operator* defined in OPC 10000-4 to filter for string *NodeIds* of static *Nodes*. If the *StaticNodeIdTypes Property* contains an entry for string *NodeIds* then this *Property* is ignored.

The *Object NamespaceFile* contains all *Nodes* and *References* of the namespace in an XML file where the Information Model XML Schema is defined in OPC 10000-6. The XML file is provided through an *AddressSpaceFileType Object*.

The *DefaultRolePermissions Property* provides the default permissions if a *Server* supports *RolePermissions* for the *Namespace*. A *Node* in the *Namespace* overrides this default by adding a *RolePermissions Attribute* to the *Node*. If a *Server* implements a vendor-specific *RolePermissions* model for a *Namespace*, it does not add the *DefaultRolePermissions Property* to the *NamespaceMetadata Object*.

The *DefaultUserRolePermissions Property* provides the default user permissions if a *Server* supports *UserRolePermissions* for the *Namespace*. A *Node* in the *Namespace* overrides this default by adding a *UserRolePermissions Attribute* to the *Node*. If a *Server* implements a vendor-specific *UserRolePermissions* model for a *Namespace*, it does not add the *DefaultUserRolePermissions Property* to the *NamespaceMetadata Object*.

The *DefaultAccessRestrictions Property* is present if a *Server* supports *AccessRestrictions* for the *Namespace* and provides the defaults. A *Node* in the *Namespace* overrides this default by adding a *AccessRestrictions Attribute* to the *Node*. If a *Server* implements a vendor-specific *AccessRestriction* model for a *Namespace*, it does not add the *DefaultAccessRestrictions Property* to the *NamespaceMetadata Object*.

6.3.14 NamespacesType

This *ObjectType* defines a list of *NamespaceMetadataType Objects* provided by the *Server*. It is formally defined in Table 22.

Table 22 – NamespacesType definition

Attribute	Value				
BrowseName	NamespacesType				
IsAbstract	False				
References	NodeClass	BrowseName	Data Type	TypeDefinition	Modelling Rule
Subtype of the BaseObjectType defined in 6.2					
HasComponent	Object	<NamespaceIdentifier>	-	NamespaceMetadataType	OptionalPlaceholder
Conformance Units					
Base Info ServerType					

The *ObjectType* contains a list of *NamespaceMetadataType Objects* representing the namespaces in the *Server*. The *BrowseName* of an *Object* shall be derived from the namespace represented by the *Object*. This can, for example, be done by using the index of the namespace in the *NamespaceArray* as *NamespaceIndex* of the *QualifiedName* and the namespace URI as *name* of the *QualifiedName*. *Clients* should not assume that all namespaces provided by a

Server are present in this list as a namespace may not provide the information necessary to fill all mandatory *Properties* of the *NamespaceMetadataType*.

6.4 ObjectTypes used as EventTypes

6.4.1 General

This document defines standard *EventTypes*. They are represented in the *AddressSpace* as *ObjectTypes*. The *EventTypes* are already defined in OPC 10000-3. The following subclasses specify their representation in the *AddressSpace*.

6.4.2 BaseEventType

This *EventType* is defined in OPC 10000-3. Its representation in the *AddressSpace* is formally defined in Table 23.

Table 23 – BaseEventType definition

Attribute	Value				
BrowseName	BaseEventType				
IsAbstract	True				
References	NodeClass	BrowseName	Data Type	TypeDefinition	Modelling Rule
Subtype of the <i>BaseObjectType</i> defined in 6.2					
HasProperty	Variable	EventId	ByteString	PropertyType	Mandatory
HasProperty	Variable	EventType	NodeId	PropertyType	Mandatory
HasProperty	Variable	SourceNode	NodeId	PropertyType	Mandatory
HasProperty	Variable	SourceName	String	PropertyType	Mandatory
HasProperty	Variable	Time	UtcTime	PropertyType	Mandatory
HasProperty	Variable	ReceiveTime	UtcTime	PropertyType	Mandatory
HasProperty	Variable	LocalTime	TimeZoneDataType	PropertyType	Optional
HasProperty	Variable	Message	LocalizedText	PropertyType	Mandatory
HasProperty	Variable	Severity	UInt16	PropertyType	Mandatory
Conformance Units					
Address Space Events					

EventId is generated by the *Server* to uniquely identify a particular *Event Notification*. The *Server* is responsible to ensure that each *Event* has its unique *EventId*. It may do this, for example, by putting GUIDs into the *ByteString*. Clients can use the *EventId* to assist in minimizing or eliminating gaps and overlaps that may occur during a redundancy failover. The *EventId* shall always be returned as value and the *Server* is not allowed to return a *StatusCode* for the *EventId* indicating an error.

EventType describes the specific type of *Event*. The *EventType* shall always be returned as value and the *Server* is not allowed to return a *StatusCode* for the *EventType* indicating an error.

The *SourceNode Property* identifies the *Node* that the *Event* originated from. If the *Event* is not specific to a *Node* the *NodeId* is set to null. Some subtypes of this *BaseEventType* may define additional rules for the *SourceNode Property*.

SourceName provides a description of the source of the *Event*. This could be the string-part of the *DisplayName* of the *Event* source using the default locale of the server, if the *Event* is specific to a *Node*, or some server-specific notation.

Time provides the time the *Event* occurred. This value is set as close to the event generator as possible. It often comes from the underlying system or device. Once set, intermediate OPC UA *Servers* shall not alter the value.

ReceiveTime provides the time the OPC UA *Server* received the *Event* from the underlying device of another *Server*. *ReceiveTime* is analogous to *ServerTimestamp* defined in OPC 10000-4, i.e. in the case where the OPC UA *Server* gets an *Event* from another OPC UA *Server*, each *Server* applies its own *ReceiveTime*. That implies that a *Client* may get the same *Event*, having the same *EventId*, from different *Servers* having different values of the *ReceiveTime*.

The *ReceiveTime* shall always be returned as value and the *Server* is not allowed to return a *StatusCode* for the *ReceiveTime* indicating an error.

LocalTime is a structure containing the *Offset* and the *DaylightSavingInOffset* flag. The *Offset* specifies the time difference (in minutes) between the *Time Property* and the time at the location in which the event was issued. If *DaylightSavingInOffset* is TRUE, then Standard/Daylight savings time (DST) at the originating location is in effect and *Offset* includes the DST correction. If FALSE then the *Offset* does not include DST correction and DST may or may not have been in effect.

Message provides a human-readable and localizable text description of the *Event*. The *Server* may return any appropriate text to describe the *Event*. A null string is not a valid value; if the *Server* does not have a description, it shall return the string part of the *BrowseName* of the *Node* associated with the *Event*.

Severity is an indication of the urgency of the *Event*. This is also commonly called "priority". Values will range from 1 to 1 000, with 1 being the lowest severity and 1 000 being the highest. Typically, a severity of 1 would indicate an *Event* which is informational in nature, while a value of 1 000 would indicate an *Event* of catastrophic nature, which could potentially result in severe financial loss or loss of life.

It is expected that very few *Server* implementations will support 1 000 distinct severity levels. Therefore, *Server* developers are responsible for distributing their severity levels across the 1 to 1 000 range in such a manner that clients can assume a linear distribution. For example, a client wishing to present five severity levels to a user should be able to do the following mapping:

Client Severity	OPC Severity
HIGH	801 to 1 000
MEDIUM HIGH	601 to 800
MEDIUM	401 to 600
MEDIUM LOW	201 to 400
LOW	1 to 200

In many cases a strict linear mapping of underlying source severities to the OPC Severity range is not appropriate. The *Server* developer will instead intelligently map the underlying source severities to the 1 to 1 000 OPC Severity range in some other fashion. In particular, it is recommended that *Server* developers map *Events* of high urgency into the OPC severity range of 667 to 1 000, *Events* of medium urgency into the OPC severity range of 334 to 666 and *Events* of low urgency into OPC severities of 1 to 333.

For example, if a source supports 16 severity levels that are clustered such that severities 0 to 2 are considered to be LOW, 3 to 7 are MEDIUM and 8 to 15 are HIGH, then an appropriate mapping might be as follows:

OPC Range	Source Severity	OPC Severity
HIGH (667 to 1 000)	15	1 000
	14	955
	13	910
	12	865
	11	820
	10	775
	9	730
	8	685
MEDIUM (334 to 666)	7	650
	6	575
	5	500
	4	425
	3	350
LOW (1 to 333)	2	300
	1	150
	0	1

Some *Servers* might not support any *Events* which are catastrophic in nature, so they may choose to map all of their severities into a subset of the 1 to 1 000 range (for example, 1 to 666). Other *Servers* might not support any *Events* which are merely informational, so they may choose to map all of their severities into a different subset of the 1 to 1 000 range (for example, 334 to 1 000).

The purpose of this approach is to allow clients to use severity values from multiple *Servers* from different vendors in a consistent manner. Additional discussions of severity can be found in OPC 10000-9.

6.4.3 AuditEventType

This *EventType* is defined in OPC 10000-3. Its representation in the *AddressSpace* is formally defined in Table 24.

Table 24 – AuditEventType definition

Attribute		Value			
BrowseName		AuditEventType			
IsAbstract		True			
References	NodeClass	BrowseName	Data Type	Type Definition	Modelling Rule
Subtype of the <i>BaseEventType</i> defined in 6.4.2, which means it inherits the <i>InstanceDeclarations</i> of that Node.					
HasProperty	Variable	ActionTimeStamp	UtcTime	PropertyType	Mandatory
HasProperty	Variable	Status	Boolean	PropertyType	Mandatory
HasProperty	Variable	ServerId	String	PropertyType	Mandatory
HasProperty	Variable	ClientAuditEntryId	String	PropertyType	Mandatory
HasProperty	Variable	ClientUserId	String	PropertyType	Mandatory
Conformance Units					
Auditing Connections					
Auditing NodeManagement					
Auditing History Services					
Auditing Write					
Auditing Method					

This *EventType* inherits all *Properties* of the *BaseEventType*. Their semantic is defined in 6.4.2.

ActionTimeStamp identifies the time the user initiated the action that resulted in the *AuditEvent* being generated. It differs from the *Time Property* because this is the time the server generated the *AuditEvent* documenting the action.

Status identifies whether the requested action could be performed (set *Status* to TRUE) or not (set *Status* to FALSE).

ServerId uniquely identifies the *Server* generating the *Event*. It identifies the *Server* uniquely even in a server-controlled transparent redundancy scenario where several *Servers* may use the same URI.

ClientAuditEntryId contains the human-readable *AuditEntryId* defined in OPC 10000-4. If the *Server* is unable to decrypt *AuditEntryId* due to a certificate check failure, then some *Client* identification should be used such as the *Client*'s IP Address, port, MAC address and/or DNS name as the *ClientAuditEntryId*.

The *ClientUserId* identifies the user of the client requesting an action. The *ClientUserId* can be obtained from the *UserIdentityToken* passed in the *ActivateSession* call. If the *UserIdentityToken* is a *UserNameIdentityToken* then the *ClientUserId* is the *UserName*. If the *UserIdentityToken* is an *X509IdentityToken* then the *ClientUserId* is the X509 Subject Name of the *Certificate*. If the *UserIdentityToken* is an *IssuedIdentityToken* then the *ClientUserId* shall be a string that represents the owner of the token. The best choice for the string depends on the type of *IssuedIdentityToken*. If an *AnonymousIdentityToken* was used, the value is null. For a *SessionlessInvoke Service* invocation the *ClientUserId* shall be a string that represents the owner of the *authenticationToken* in the *requestHeader* of the *Service* invocation such as the name field of a JWT *IssuedIdentityToken*.

6.4.4 AuditSecurityEventType

This *EventType* is defined in OPC 10000-3. Its representation in the *AddressSpace* is formally defined in Table 25.

Table 25 – AuditSecurityEventType definition

Attribute	Value				
BrowseName	AuditSecurityEventType				
IsAbstract	True				
References	NodeClass	BrowseName	Data Type	TypeDefinition	ModellingRule
Subtype of the AuditEventType defined in 6.4.3, which means it inherits the InstanceDeclarations of that Node.					
HasProperty	Variable	StatusCodeld	StatusCode	PropertyType	Optional
Conformance Units					
Auditing Connections					

This *EventType* inherits all *Properties* of the *AuditEventType*. Their semantic is defined in 6.4.3.

The optional *StatusCodeld Property* provides the exact security error responsible for producing the *Event*.

6.4.5 AuditChannelEventType

This *EventType* is defined in OPC 10000-3. Its representation in the *AddressSpace* is formally defined in Table 26.

Table 26 – AuditChannelEventType definition

Attribute	Value				
BrowseName	AuditChannelEventType				
IsAbstract	True				
References	NodeClass	BrowseName	Data Type	TypeDefinition	Modelling Rule
Subtype of the AuditSecurityEventType defined in 6.4.4, which means it inherits the InstanceDeclarations of that Node.					
HasProperty	Variable	SecureChannelId	String	PropertyType	Mandatory
Conformance Units					
Auditing Connections					

This *EventType* inherits all *Properties* of the *AuditSecurityEventType*. Their semantic is defined in 6.4.4. The *SourceNode Property* for *Events* of this type shall be assigned to the *Server*

Object. The *SourceName* for *Events* of this type shall be "SecureChannel/" and the *Service* that generates the *Event* (e.g. *SecureChannel/OpenSecureChannel* or *SecureChannel/CloseSecureChannel*). If the *ClientUserId* is not available for a *CloseSecureChannel* call, then this parameter shall be set to "System/CloseSecureChannel".

The *SecureChannelId* shall uniquely identify the *SecureChannel*. The application shall use the same identifier in all *AuditEvents* related to the *Session Service Set* (*AuditCreateSessionEventType*, *AuditActivateSessionEventType* and their subtypes) and the *SecureChannel Service Set* (*AuditChannelEventType* and its subtypes).

6.4.6 AuditOpenSecureChannelEventType

This *EventType* is defined in OPC 10000-3. Its representation in the *AddressSpace* is formally defined in Table 27.

Table 27 – AuditOpenSecureChannelEventType definition

Attribute	Value				
BrowseName	AuditOpenSecureChannelEventType				
IsAbstract	True				
References	Node Class	BrowseName	Data Type	Type Definition	Modelling Rule
Subtype of the <i>AuditChannelEventType</i> defined in 6.4.5, which means it inherits the <i>InstanceDeclarations</i> of that Node.					
HasProperty	Variable	ClientCertificate	ByteString	PropertyType	Mandatory
HasProperty	Variable	ClientCertificateThumbprint	String	PropertyType	Mandatory
HasProperty	Variable	RequestType	SecurityTokenRequestType	PropertyType	Mandatory
HasProperty	Variable	SecurityPolicyUri	String	PropertyType	Mandatory
HasProperty	Variable	SecurityMode	MessageSecurityMode	PropertyType	Mandatory
HasProperty	Variable	RequestedLifetime	Duration	PropertyType	Mandatory
HasProperty	Variable	CertificateErrorEventId	String	PropertyType	Optional
Conformance Units					
Auditing Connections					

This *EventType* inherits all *Properties* of the *AuditChannelEventType*. Their semantic is defined in 6.4.5. The *SourceName* for *Events* of this type shall be "SecureChannel/OpenSecureChannel". The *ClientUserId* is not available for this call, thus this parameter shall be set to "System/OpenSecureChannel".

The additional *Properties* defined for this *EventType* reflect parameters of the *Service* call that triggers the *Event*.

ClientCertificate is the *clientCertificate* parameter of the *OpenSecureChannel Service* call.

ClientCertificateThumbprint is a thumbprint of the *ClientCertificate*. See OPC 10000-6 for details on thumbprints.

RequestType is the *requestType* parameter of the *OpenSecureChannel Service* call.

SecurityPolicyUri is the *securityPolicyUri* parameter of the *OpenSecureChannel Service* call.

SecurityMode is the *securityMode* parameter of the *OpenSecureChannel Service* call.

RequestedLifetime is the *requestedLifetime* parameter of the *OpenSecureChannel Service* call.

CertificateErrorEventId is the *EventId* of the corresponding *AuditCertificateEventType Event* used to report a certificate error.

6.4.7 AuditSessionEventType

This *EventType* is defined in OPC 10000-3. Its representation in the *AddressSpace* is formally defined in Table 28.

Table 28 – AuditSessionEventType definition

Attribute		Value			
BrowseName		AuditSessionEventType			
IsAbstract		True			
References	NodeClass	BrowseName	Data Type	TypeDefinition	ModellingRule
Subtype of the <i>AuditSecurityEventType</i> defined in 6.4.4, which means it inherits the InstanceDeclarations of that Node.					
HasProperty	Variable	SessionId	NodeId	PropertyType	Mandatory
Conformance Units					
Auditing Connections					

This *EventType* inherits all *Properties* of the *AuditSecurityEventType*. Their semantic is defined in 6.4.4.

If the *Event* is generated by a *TransferSubscriptions Service* call, the *SourceNode Property* shall be assigned to the *SessionDiagnostics Object* that represents the session. The *SourceName* for *Events* of this type shall be "Session/TransferSubscriptions".

Otherwise, the *SourceNode Property* for *Events* of this type shall be assigned to the *Server Object*. The *SourceName* for *Events* of this type shall be "Session/" and the *Service* or cause that generates the *Event* (e.g. *CreateSession*, *ActivateSession* or *CloseSession*).

The *SessionId* shall contain the *SessionId* of the session that the *Service* call was issued on In the *CreateSession Service* this shall be set to the newly created *SessionId*. If no session context exists (e.g. for a failed *CreateSession Service* call) the *SessionId* shall be null.

6.4.8 AuditCreateSessionEventType

This *EventType* is defined in OPC 10000-3. Its representation in the *AddressSpace* is formally defined in Table 29.

Table 29 – AuditCreateSessionEventType definition

Attribute		Value			
BrowseName		AuditCreateSessionEventType			
IsAbstract		True			
References	NodeClass	BrowseName	Data Type	TypeDefinition	ModellingRule
Subtype of the <i>AuditSessionEventType</i> defined in 6.4.7, which means it inherits the InstanceDeclarations of that Node.					
HasProperty	Variable	SecureChannelId	String	PropertyType	Mandatory
HasProperty	Variable	ClientCertificate	ByteString	PropertyType	Mandatory
HasProperty	Variable	ClientCertificateThumbprint	String	PropertyType	Mandatory
HasProperty	Variable	RevisedSessionTimeout	Duration	PropertyType	Mandatory
Conformance Units					
Auditing Connections					

This *EventType* inherits all *Properties* of the *AuditSessionEventType*. Their semantic is defined in 6.4.7. The *SourceName* for *Events* of this type shall be "Session/CreateSession". The *ClientUserId* is not available for this call thus this parameter shall be set to the "System/CreateSession".

The additional *Properties* defined for this *EventType* reflect parameters of the *Service* call that triggers the *Event*.

SecureChannelId shall uniquely identify the *SecureChannel*. The application shall use the same identifier in all *AuditEvents* related to the *Session Service Set* (*AuditCreateSessionEventType*, *AuditActivateSessionEventType* and their subtypes) and the *SecureChannel Service Set* (*AuditChannelEventType* and its subtypes).

ClientCertificate is the *clientCertificate* parameter of the *CreateSession Service* call.

ClientCertificateThumbprint is a thumbprint of the *ClientCertificate*. See OPC 10000-6 for details on thumbprints.

RevisedSessionTimeout is the returned *revisedSessionTimeout* parameter of the *CreateSession Service* call.

6.4.9 AuditUrlMismatchEventType

This *EventType* is defined in OPC 10000-3. Its representation in the *AddressSpace* is formally defined in Table 30.

Table 30 – AuditUrlMismatchEventType definition

Attribute		Value			
BrowseName		AuditUrlMismatchEventType			
IsAbstract		True			
References	NodeClass	BrowseName	Data Type	TypeDefinition	ModellingRule
Subtype of the <i>AuditCreateSessionEventType</i> defined in 6.4.8 which means it inherits the <i>InstanceDeclarations</i> of that Node.					
HasProperty	Variable	EndpointUrl	String	PropertyType	Mandatory
Conformance Units					
Auditing Connections					

This *EventType* inherits all *Properties* of the *AuditSessionEventType*. Their semantic is defined in 6.4.8.

The additional *Properties* defined for this *EventType* reflect parameters of the *Service* call that triggers the *Event*.

EndpointUrl is the *endpointUrl* parameter of the *CreateSession Service* call.

6.4.10 AuditActivateSessionEventType

This *EventType* is defined in OPC 10000-3. Its representation in the *AddressSpace* is formally defined in Table 31.

Table 31 – AuditActivateSessionEventType definition

Attribute		Value			
BrowseName		AuditActivateSessionEventType			
IsAbstract		True			
References	NodeClass	BrowseName	Data Type	TypeDefinition	Modelling Rule
Subtype of the <i>AuditSessionEventType</i> defined in 6.4.7, which means it inherits the <i>InstanceDeclarations</i> of that Node.					
HasProperty	Variable	ClientSoftwareCertificates	SignedSoftwareCertificate[]	PropertyType	Mandatory
HasProperty	Variable	UserIdentityToken	UserIdentityToken	PropertyType	Mandatory
HasProperty	Variable	SecureChannelId	String	PropertyType	Mandatory
Conformance Units					
Auditing Connections					

This *EventType* inherits all *Properties* of the *AuditSessionEventType*. Their semantic is defined in 6.4.7. The *SourceName* for *Events* of this type shall be "Session/ActivateSession".

The additional *Properties* defined for this *EventType* reflect parameters of the *Service* call that triggers the *Event*.

ClientSoftwareCertificates is the *clientSoftwareCertificates* parameter of the *ActivateSession Service* call.

UserIdentityToken reflects the *userIdentityToken* parameter of the *ActivateSession Service* call. For Username/Password tokens the password shall not be included.

SecureChannelId shall uniquely identify the *SecureChannel*. The application shall use the same identifier in all *AuditEvents* related to the *Session Service Set* (*AuditCreateSessionEventType*, *AuditActivateSessionEventType* and their subtypes) and the *SecureChannel Service Set* (*AuditChannelEventType* and its subtypes).

6.4.11 AuditCancelEventType

This *EventType* is defined in OPC 10000-3. Its representation in the *AddressSpace* is formally defined in Table 32.

Table 32 – AuditCancelEventType definition

Attribute		Value			
BrowseName		AuditCancelEventType			
IsAbstract		True			
References	NodeClass	BrowseName	DataType	TypeDefinition	ModellingRule
Subtype of the <i>AuditSessionEventType</i> defined in 6.4.7, i.e. inheriting the InstanceDeclarations of that Node.					
HasProperty	Variable	RequestHandle	UInt32	PropertyType	Mandatory
Conformance Units					
Auditing Connections					

This *EventType* inherits all *Properties* of the *AuditSessionEventType*. Their semantic is defined in 6.4.7. The *SourceName* for *Events* of this type shall be "Session/Cancel".

The additional *Properties* defined for this *EventType* reflect parameters of the *Service* call that triggers the *Event*.

RequestHandle is the requestHandle parameter of the Cancel *Service* call.

6.4.12 AuditCertificateEventType

This *EventType* is defined in OPC 10000-3. Its representation in the *AddressSpace* is formally defined in Table 33.

Table 33 – AuditCertificateEventType definition

Attribute		Value			
BrowseName		AuditCertificateEventType			
IsAbstract		True			
References	NodeClass	BrowseName	DataType	TypeDefinition	Modelling Rule
Subtype of the <i>AuditSecurityEventType</i> defined in 6.4.7, which means it inherits the InstanceDeclarations of that Node.					
HasProperty	Variable	Certificate	ByteString	PropertyType	Mandatory
Conformance Units					
Auditing Connections					

This *EventType* inherits all *Properties* of the *AuditSecurityEventType*. Their semantic is defined in 6.4.4. The *SourceName* for *Events* of this type shall be "Security/Certificate".

Certificate is any certificate validated by a *Server* that encountered a validation issue (i.e. users, applications, etc.). Additional subtypes of this *EventType* will be defined representing the individual validation errors. This certificate can be matched to the *Service* that passed it (Session or SecureChannel Service Set) since the *AuditEvents* for these *Services* also included the Certificate.

6.4.13 AuditCertificateDataMismatchEventType

This *EventType* is defined in OPC 10000-3. Its representation in the *AddressSpace* is formally defined in Table 34.

Table 34 – AuditCertificateDataMismatchEventType definition

Attribute		Value			
BrowseName		AuditCertificateDataMismatchEventType			
IsAbstract		True			
References	NodeClass	BrowseName	Data Type	TypeDefinition	ModellingRule
Subtype of the <i>AuditCertificateEventType</i> defined in 6.4.12, i.e. inheriting the InstanceDeclarations of that Node.					
HasProperty	Variable	InvalidHostname	String	PropertyType	Mandatory
HasProperty	Variable	InvalidUri	String	PropertyType	Mandatory
Conformance Units					
Auditing Connections					

This *EventType* inherits all *Properties* of the *AuditCertificateEventType*. Their semantic is defined in 6.4.12. The *SourceName* for *Events* of this type shall be "Security/Certificate".

InvalidHostname is the string that represents the host name passed in as part of the URL that is found to be invalid. If the host name was not invalid it can be null.

InvalidUri is the URI that was passed in and found to not match what is contained in the certificate. If the URI was not invalid it can be null.

Either the *InvalidHostname* or *InvalidUri* shall be provided.

6.4.14 AuditCertificateExpiredEventType

This *EventType* is defined in OPC 10000-3. Its representation in the *AddressSpace* is formally defined in Table 35.

Table 35 – AuditCertificateExpiredEventType definition

Attribute		Value			
BrowseName		AuditCertificateExpiredEventType			
IsAbstract		True			
References	NodeClass	BrowseName	Data Type	TypeDefinition	ModellingRule
Subtype of the <i>AuditCertificateEventType</i> defined in 6.4.12, which means it inherits the InstanceDeclarations of that Node.					
Conformance Units					
Auditing Connections					

This *EventType* inherits all *Properties* of the *AuditCertificateEventType*. Their semantic is defined in 6.4.12. The *SourceName* for *Events* of this type shall be "Security/Certificate". The *Message Variable* shall include a description of why the certificate was expired (i.e. time before start or time after end). There are no additional *Properties* defined for this *EventType*.

6.4.15 AuditCertificateInvalidEventType

This *EventType* is defined in OPC 10000-3. Its representation in the *AddressSpace* is formally defined in Table 36.

Table 36 – AuditCertificateInvalidEventType definition

Attribute		Value			
BrowseName		AuditCertificateInvalidEventType			
IsAbstract		True			
References	NodeClass	BrowseName	Data Type	TypeDefinition	ModellingRule
Subtype of the <i>AuditCertificateEventType</i> defined in 6.4.12, which means it inherits the InstanceDeclarations of that Node.					
Conformance Units					
Auditing Connections					

This *EventType* inherits all *Properties* of the *AuditCertificateEventType*. Their semantic is defined in 6.4.12. The *SourceName* for *Events* of this type shall be "Security/Certificate". The *Message* shall include a description of why the certificate is invalid. There are no additional *Properties* defined for this *EventType*.

6.4.16 AuditCertificateUntrustedEventType

This *EventType* is defined in OPC 10000-3. Its representation in the *AddressSpace* is formally defined in Table 37.

Table 37 – AuditCertificateUntrustedEventType definition

Attribute		Value			
BrowseName		AuditCertificateUntrustedEventType			
IsAbstract		True			
References	NodeClass	BrowseName	Data Type	TypeDefinition	ModellingRule
Subtype of the <i>AuditCertificateEventType</i> defined in 6.4.12, which means it inherits the InstanceDeclarations of that Node.					
Conformance Units					
Auditing Connections					

This *EventType* inherits all *Properties* of the *AuditCertificateEventType*. Their semantic is defined in 6.4.12. The *SourceName* for *Events* of this type shall be "Security/Certificate". The *Message Variable* shall include a description of why the certificate is not trusted. If a trust chain is involved then the certificate that failed in the trust chain should be described. There are no additional *Properties* defined for this *EventType*.

6.4.17 AuditCertificateRevokedEventType

This *EventType* is defined in OPC 10000-3. Its representation in the *AddressSpace* is formally defined in Table 38.

Table 38 – AuditCertificateRevokedEventType definition

Attribute		Value			
BrowseName		AuditCertificateRevokedEventType			
IsAbstract		True			
References	NodeClass	BrowseName	Data Type	TypeDefinition	ModellingRule
Subtype of the <i>AuditCertificateEventType</i> defined in 6.4.12, which means it inherits the InstanceDeclarations of that Node.					
Conformance Units					
Auditing Connections					

This *EventType* inherits all *Properties* of the *AuditCertificateEventType*. Their semantic is defined in 6.4.12. The *SourceName* for *Events* of this type shall be "Security/Certificate". The *Message Variable* shall include a description of why the certificate is revoked (was the revocation list unavailable or was the certificate on the list). There are no additional *Properties* defined for this *EventType*.

6.4.18 AuditCertificateMismatchEventType

This *EventType* is defined in OPC 10000-3. Its representation in the *AddressSpace* is formally defined in Table 39.

Table 39 – AuditCertificateMismatchEventType definition

Attribute		Value			
BrowseName		AuditCertificateMismatchEventType			
IsAbstract		True			
References	NodeClass	BrowseName	Data Type	TypeDefinition	ModellingRule
Subtype of the <i>AuditCertificateEventType</i> defined in 6.4.12, which means it inherits the InstanceDeclarations of that Node.					
Conformance Units					
Auditing Connections					

This *EventType* inherits all *Properties* of the *AuditCertificateEventType*. Their semantic is defined in 6.4.12. The *SourceName* for *Events* of this type shall be "Security/Certificate". The *Message Variable* shall include a description of misuse of the certificate. There are no additional *Properties* defined for this *EventType*.

6.4.19 AuditNodeManagementEventType

This *EventType* is defined in OPC 10000-3. Its representation in the *AddressSpace* is formally defined in Table 40.

Table 40 – AuditNodeManagementEventType definition

Attribute	Value				
BrowseName	AuditNodeManagementEventType				
IsAbstract	True				
References	NodeClass	BrowseName	Data Type	TypeDefinition	ModellingRule
Subtype of the <i>AuditEventType</i> defined in 6.4.3, which means it inherits the InstanceDeclarations of that Node.					
Conformance Units					
Auditing NodeManagement					

This *EventType* inherits all *Properties* of the *AuditEventType*. Their semantic is defined in 6.4.3. There are no additional *Properties* defined for this *EventType*. The *SourceNode Property* for *Events* of this type shall be assigned to the *Server Object*. The *SourceName* for *Events* of this type shall be "NodeManagement/" and the *Service* that generates the *Event* (e.g. *AddNodes*, *AddReferences*, *DeleteNodes*, *DeleteReferences*).

6.4.20 AuditAddNodesEventType

This *EventType* is defined in OPC 10000-3. Its representation in the *AddressSpace* is formally defined in Table 41.

Table 41 – AuditAddNodesEventType definition

Attribute	Value				
BrowseName	AuditAddNodesEventType				
IsAbstract	True				
References	NodeClass	BrowseName	Data Type	TypeDefinition	ModellingRule
Subtype of the <i>AuditNodeManagementEventType</i> defined in 6.4.19, which means it inherits the InstanceDeclarations of that Node.					
HasProperty	Variable	NodesToAdd	AddNodesItem[]	PropertyType	Mandatory
Conformance Units					
Auditing NodeManagement					

This *EventType* inherits all *Properties* of the *AuditNodeManagementEventType*. Their semantic is defined in 6.4.19. The *SourceName* for *Events* of this type shall be "NodeManagement/AddNodes".

The additional *Properties* defined for this *EventType* reflect parameters of the *Service* call that triggers the *Event*.

NodesToAdd is the *NodesToAdd* parameter of the *AddNodes Service* call.

6.4.21 AuditDeleteNodesEventType

This *EventType* is defined in OPC 10000-3. Its representation in the *AddressSpace* is formally defined in Table 42.

Table 42 – AuditDeleteNodesEventType definition

Attribute	Value				
BrowseName	AuditDeleteNodesEventType				
IsAbstract	True				
References	NodeClass	BrowseName	Data Type	TypeDefinition	ModellingRule
Subtype of the <i>AuditNodeManagementEventType</i> defined in 6.4.19, i.e. inheriting the InstanceDeclarations of that Node.					
HasProperty	Variable	NodesToDelete	DeleteNodesItem[]	PropertyType	Mandatory
Conformance Units					
Auditing NodeManagement					

This *EventType* inherits all *Properties* of the *AuditNodeManagementEventType*. Their semantic is defined in 6.4.19. The *SourceName* for *Events* of this type shall be "NodeManagement/DeleteNodes".

The additional *Properties* defined for this *EventType* reflect parameters of the *Service* call that triggers the *Event*.

NodesToDelete is the *nodesToDelete* parameter of the *DeleteNodes Service* call.

6.4.22 AuditAddReferencesEventType

This *EventType* is defined in OPC 10000-3. Its representation in the *AddressSpace* is formally defined in Table 43.

Table 43 – AuditAddReferencesEventType definition

Attribute		Value			
BrowseName		AuditAddReferencesEventType			
IsAbstract		True			
References	NodeClass	BrowseName	Data Type	TypeDefinition	ModellingRule
Subtype of the <i>AuditNodeManagementEventType</i> defined in 6.4.19, which means it inherits the InstanceDeclarations of that Node.					
HasProperty	Variable	ReferencesToAdd	AddReferencesItem[]	PropertyType	Mandatory
Conformance Units					
Auditing NodeManagement					

This *EventType* inherits all *Properties* of the *AuditNodeManagementEventType*. Their semantic is defined in 6.4.19. The *SourceName* for *Events* of this type shall be "NodeManagement/AddReferences".

The additional *Properties* defined for this *EventType* reflect parameters of the *Service* call that triggers the *Event*.

ReferencesToAdd is the *referencesToAdd* parameter of the *AddReferences Service* call.

6.4.23 AuditDeleteReferencesEventType

This *EventType* is defined in OPC 10000-3. Its representation in the *AddressSpace* is formally defined in Table 44.

Table 44 – AuditDeleteReferencesEventType definition

Attribute		Value			
BrowseName		AuditDeleteReferencesEventType			
IsAbstract		True			
References	NodeClass	BrowseName	Data Type	TypeDefinition	ModellingRule
Subtype of the <i>AuditNodeManagementEventType</i> defined in 6.4.19, which means it inherits the InstanceDeclarations of that Node.					
HasProperty	Variable	ReferencesToDelete	DeleteReferencesItem[]	PropertyType	Mandatory
Conformance Units					
Auditing NodeManagement					

This *EventType* inherits all *Properties* of the *AuditNodeManagementEventType*. Their semantic is defined in 6.4.19. The *SourceName* for *Events* of this type shall be "NodeManagement/DeleteReferences".

The additional *Properties* defined for this *EventType* reflect parameters of the *Service* call that triggers the *Event*.

ReferencesToDelete is the *referencesToDelete* parameter of the *DeleteReferences Service* call.

6.4.24 AuditUpdateEventType

This *EventType* is defined in OPC 10000-3. Its representation in the *AddressSpace* is formally defined in Table 45.

Table 45 – AuditUpdateEventType definition

Attribute	Value				
BrowseName	AuditUpdateEventType				
IsAbstract	True				
References	NodeClass	BrowseName	Data Type	TypeDefinition	ModellingRule
Subtype of the <i>AuditEventType</i> defined in 6.4.3, which means it inherits the InstanceDeclarations of that Node.					
Conformance Units					
Auditing History Services					
Auditing Write					

This *EventType* inherits all *Properties* of the *AuditEventType*. Their semantic is defined in 6.4.3. The *SourceNode Property* for *Events* of this type shall be assigned to the *NodeId* that was changed. The *SourceName* for *Events* of this type shall be "Attribute/" and the *Service* that generated the event (e.g. *Write*, *HistoryUpdate*). Note that one *Service* call may generate several *Events* of this type, one per changed value.

6.4.25 AuditWriteUpdateEventType

This *EventType* is defined in OPC 10000-3. Its representation in the *AddressSpace* is formally defined in Table 46.

Table 46 – AuditWriteUpdateEventType definition

Attribute	Value				
BrowseName	AuditWriteUpdateEventType				
IsAbstract	True				
References	NodeClass	BrowseName	Data Type	TypeDefinition	ModellingRule
Subtype of the <i>AuditUpdateEventType</i> defined in 6.4.24, which means it inherits the InstanceDeclarations of that Node.					
HasProperty	Variable	Attributeld	UInt32	PropertyType	Mandatory
HasProperty	Variable	IndexRange	NumericRange	PropertyType	Mandatory
HasProperty	Variable	NewValue	BaseDataType	PropertyType	Mandatory
HasProperty	Variable	OldValue	BaseDataType	PropertyType	Mandatory
Conformance Units					
Auditing Write					

This *EventType* inherits all *Properties* of the *AuditUpdateEventType*. The *SourceName* for *Events* of this type shall be "Attribute/Write". Their semantic is defined in 6.4.24.

Attributeld identifies the *Attribute* that was written. The *SourceNode Property* identifies the *Node* that was written.

IndexRange identifies the index range of the written *Attribute* if the *Attribute* is an array. If the *Attribute* is not an array or the whole array was written, the *IndexRange* is set to null.

NewValue identifies the value that was written. If the *IndexRange* is provided, only the values in the provided range are shown.

OldValue identifies the value that the *Attribute* contained before the write. If the *IndexRange* is provided, only the value of that range is shown. It is acceptable for a *Server* that does not have this information to report a null value.

Both the *NewValue* and the *OldValue* will contain a value in the *Data Type* and encoding used for writing the value.

6.4.26 AuditHistoryUpdateEventType

This *EventType* is defined in OPC 10000-3. Its representation in the *AddressSpace* is formally defined in Table 47.

Table 47 – AuditHistoryUpdateEventType definition

Attribute		Value			
BrowseName		AuditHistoryUpdateEventType			
IsAbstract		True			
References	NodeClass	BrowseName	Data Type	TypeDefinition	ModellingRule
Subtype of the <i>AuditUpdateEventType</i> defined in 6.4.24, which means it inherits the InstanceDeclarations of that Node.					
HasProperty	Variable	ParameterDataTypeId	NodeId	PropertyType	Mandatory
Conformance Units					
Auditing History Services					

This *EventType* inherits all *Properties* of the *AuditUpdateEventType*. Their semantic is defined in 6.4.24.

The *ParameterDataTypeId* identifies the *DataTypeId* for the extensible parameter used by the HistoryUpdate. This parameter indicates the type of HistoryUpdate being performed.

Subtypes of this *EventType* are defined in OPC 10000-11 representing the different possibilities to manipulate historical data.

6.4.27 AuditUpdateMethodEventType

This *EventType* is defined in OPC 10000-3. Its representation in the *AddressSpace* is formally defined in Table 48.

Table 48 – AuditUpdateMethodEventType definition

Attribute		Value			
BrowseName		AuditUpdateMethodEventType			
IsAbstract		True			
References	NodeClass	BrowseName	Data Type	TypeDefinition	ModellingRule
Subtype of the <i>AuditEventType</i> defined in 6.4.3, which means it inherits the InstanceDeclarations of that Node.					
HasProperty	Variable	MethodId	NodeId	PropertyType	Mandatory
HasProperty	Variable	InputArguments	BaseDataType[]	PropertyType	Mandatory
Conformance Units					
Auditing Method					

This *EventType* inherits all *Properties* of the *AuditEventType*. Their semantic is defined in 6.4.3. The *SourceNode Property* for *Events* of this type shall be assigned to the *NodeId* of the *Object* that the *Method* resides on. The *SourceName* for *Events* of this type shall be "Attribute/Call". Note that one *Service* call may generate several *Events* of this type, one per method called. This *EventType* should be further subtyped to better reflect the functionality of the method and to reflect changes to the address space or updated values triggered by the method.

MethodId identifies the method that was called.

InputArguments identifies the input Arguments for the method. This parameter can be null if no input arguments were provided.

6.4.28 SystemEventType

This *EventType* is defined in OPC 10000-3. Its representation in the *AddressSpace* is formally defined in Table 49.

Table 49 – SystemEventType definition

Attribute	Value				
BrowseName	SystemEventType				
IsAbstract	True				
References	NodeClass	BrowseName	Data Type	TypeDefinition	ModellingRule
Subtype of the <i>BaseEventType</i> defined in 6.4.2, which means it inherits the InstanceDeclarations of that Node.					
Conformance Units					
Base Info Device Failure					
Base Info System Status Underlying System					
Base Info System Status					

This *EventType* inherits all *Properties* of the *BaseEventType*. Their semantic is defined in 6.4.2. There are no additional *Properties* defined for this *EventType*.

6.4.29 DeviceFailureEventType

This *EventType* is defined in OPC 10000-3. Its representation in the *AddressSpace* is formally defined in Table 50.

Table 50 – DeviceFailureEventType definition

Attribute	Value				
BrowseName	DeviceFailureEventType				
IsAbstract	True				
References	NodeClass	BrowseName	Data Type	TypeDefinition	ModellingRule
Subtype of the <i>SystemEventType</i> defined in 6.4.28, which means it inherits the InstanceDeclarations of that Node.					
Conformance Units					
Base Info Device Failure					

This *EventType* inherits all *Properties* of the *SystemEventType*. Their semantic is defined in 6.4.28. There are no additional *Properties* defined for this *EventType*.

6.4.30 SystemStatusChangeEvent

This *EventType* is defined in OPC 10000-3. Its representation in the *AddressSpace* is formally defined in Table 51.

Table 51 – SystemStatusChangeEvent definition

Attribute	Value				
BrowseName	SystemStatusChangeEvent				
IsAbstract	True				
References	NodeClass	BrowseName	Data Type	TypeDefinition	ModellingRule
Subtype of the <i>SystemEventType</i> defined in 6.4.28, which means it inherits the InstanceDeclarations of that Node.					
HasProperty	Variable	SystemState	ServerState	PropertyType	Mandatory
Conformance Units					
Base Info System Status Underlying System					
Base Info System Status					

This *EventType* inherits all *Properties* of the *SystemEventType*. Their semantic is defined in 6.4.28. The *SourceNode Property* and the *SourceName* shall identify the system. The system can be the *Server* itself or some underlying system.

The *SystemState* specifies the current state of the system. Changes to the *ServerState* of the system shall trigger a *SystemStatusChangeEvent*, when the event is supported by the system.

6.4.31 BaseModelChangeEvent

This *EventType* is defined in OPC 10000-3. Its representation in the *AddressSpace* is formally defined in Table 52.

Table 52 – BaseModelChangeEventDefinition

Attribute	Value				
BrowseName	BaseModelChangeEvent				
IsAbstract	True				
References	NodeClass	BrowseName	Data Type	TypeDefinition	ModellingRule
Subtype of the <i>BaseEventType</i> defined in 6.4.2, which means it inherits the InstanceDeclarations of that Node.					
Conformance Units					
Base Info Model Change					

This *EventType* inherits all *Properties* of the *BaseEventType*. Their semantic is defined in 6.4.2. There are no additional *Properties* defined for this *EventType*. The *SourceNode Property* for Events of this type shall be the *Node* of the *View* that gives the context of the changes. If the whole *AddressSpace* is the context, the *SourceNode Property* is set to the *NodeId* of the *Server Object*. The *SourceName* for *Events* of this type shall be the *String* part of the *BrowseName* of the *View*; for the whole *AddressSpace* it shall be "Server".

6.4.32 GeneralModelChangeEventDefinition

This *EventType* is defined in OPC 10000-3. Its representation in the *AddressSpace* is formally defined in Table 53.

Table 53 – GeneralModelChangeEventDefinition

Attribute	Value				
BrowseName	GeneralModelChangeEvent				
IsAbstract	True				
References	NodeClass	BrowseName	Data Type	TypeDefinition	ModellingRule
Subtype of the <i>BaseModelChangeEvent</i> defined in 6.4.31, which means it inherits the InstanceDeclarations of that Node.					
HasProperty	Variable	Changes	ModelChangeStructureDataType[]	PropertyType	Mandatory
Conformance Units					
Base Info Model Change General					

This *EventType* inherits all *Properties* of the *BaseModelChangeEvent*. Their semantic is defined in 6.4.31.

The additional *Property* defined for this *EventType* reflects the changes that issued the *ModelChangeEvent*. It shall contain at least one entry in its array. Its structure is defined in 12.16.

6.4.33 SemanticChangeEventDefinition

This *EventType* is defined in OPC 10000-3. Its representation in the *AddressSpace* is formally defined in Table 54.

Table 54 – SemanticChangeEventDefinition

Attribute	Value				
BrowseName	SemanticChangeEvent				
IsAbstract	True				
References	NodeClass	BrowseName	Data Type	TypeDefinition	ModellingRule
Subtype of the <i>BaseEventType</i> defined in 6.4.2, which means it inherits the InstanceDeclarations of that Node.					
HasProperty	Variable	Changes	SemanticChangeStructureDataType[]	PropertyType	Mandatory
Conformance Units					
Base Info SemanticChange					

This *EventType* inherits all *Properties* of the *BaseEventType*. Their semantic is defined in 6.4.2. The *SourceNode Property* for Events of this type shall be the *Node* of the *View* that gives the context of the changes. If the whole *AddressSpace* is the context, the *SourceNode Property* is set to the *NodeId* of the *Server Object*. The *SourceName* for *Events* of this type shall be the *String* part of the *BrowseName* of the *View*, for the whole *AddressSpace* it shall be "Server".

The additional *Property* defined for this *EventType* reflects the changes that issued the *SemanticChangeEvent*. Its structure is defined in 12.17.

6.4.34 EventQueueOverflowEventType

EventQueueOverflow Events are generated when an internal queue of a *MonitoredItem* subscribing for *Events* in the *Server* overflows. OPC 10000-4 defines when the internal *EventQueueOverflow Events* shall be generated.

The *EventType* for *EventQueueOverflow Events* is formally defined in Table 55.

Table 55 – EventQueueOverflowEventType definition

Attribute	Value				
BrowseName	EventQueueOverflowEventType				
IsAbstract	True				
References	NodeClass	BrowseName	Data Type	TypeDefinition	ModellingRule
Subtype of the <i>BaseEventType</i> defined in 6.4.2, which means it inherits the <i>InstanceDeclarations</i> of that Node.					
Conformance Units					
Base Info EventQueueOverflow EventType					

This *EventType* inherits all *Properties* of the *BaseEventType*. Their semantic is defined in 6.4.2. The *SourceNode Property* for *Events* of this type shall be assigned to the *NodeId* of the *Server Object*. The *SourceName* for *Events* of this type shall be "Internal/EventQueueOverflow".

6.4.35 ProgressEventType

ProgressEvents are generated to identify the progress of an operation. An operation can be a *Service* call or something application specific like a program execution.

The *EventType* for *Progress Events* is formally defined in Table 56.

Table 56 – ProgressEventType definition

Attribute	Value				
BrowseName	ProgressEventType				
IsAbstract	True				
References	NodeClass	BrowseName	Data Type	TypeDefinition	ModellingRule
Subtype of the <i>BaseEventType</i> defined in 6.4.2, which means it inherits the <i>InstanceDeclarations</i> of that Node.					
HasProperty	Variable	Context	BaseDataType	PropertyType	Mandatory
HasProperty	Variable	Progress	UInt16	PropertyType	Mandatory
Conformance Units					
Base Info Progress Events					

This *EventType* inherits all *Properties* of the *BaseEventType*. Their semantic is defined in 6.4.2. The *SourceNode Property* for *Events* of this type shall be assigned to the *NodeId* of the *Session Object* where the operation was initiated. The *SourceName* for *Events* of this type shall be "Service/<Service Name as defined in OPC 10000-4>" when the progress of a *Service* call is exposed.

The additional *Property Context* contains context information about what operation progress is reported. In the case of *Service* calls it shall be a *UInt32* containing the *requestHandle* of the *RequestHeader* of the *Service* call.

The additional *Property Progress* contains the percentage completed of the progress. The value shall be between 0 and 100, where 100 identifies that the operation has been finished.

It is recommended that *Servers* only expose *ProgressEvents* for *Service* calls to the *Session* that invoked the *Service*.

6.5 ModellingRuleType

ModellingRules are defined in OPC 10000-3. This *ObjectType* is used as the type for the *ModellingRules*. It is formally defined in Table 57.

Table 57 – ModellingRuleType definition

Attribute	Value				
BrowseName	ModellingRuleType				
IsAbstract	False				
References	NodeClass	BrowseName	Data Type	TypeDefinition	ModellingRule
Subtype of the BaseObjectType defined in 6.2					
Conformance Units					
Base Info Base Types					

6.6 FolderType

Instances of this *ObjectType* are used to organise the *AddressSpace* into a hierarchy of *Nodes*. They represent the root *Node* of a subtree, and have no other semantics associated with them. However, the *DisplayName* of an instance of the *FolderType*, such as "ObjectTypes", should imply the semantics associated with the use of it. There are no *References* specified for this *ObjectType*. It is formally defined in Table 58.

Table 58 – FolderType definition

Attribute	Value				
BrowseName	FolderType				
IsAbstract	False				
References	NodeClass	BrowseName	Data Type	TypeDefinition	ModellingRule
Subtype of the BaseObjectType defined in 6.2.					
Conformance Units					
Base Info Base Types					

6.7 DataTypeEncodingType

DataTypeEncodings are defined in OPC 10000-3. This *ObjectType* is used as type for the *DataTypeEncodings*. There are no *References* specified for this *ObjectType*. It is formally defined in Table 59.

Table 59 – DataTypeEncodingType definition

Attribute	Value				
BrowseName	DataTypeEncodingType				
IsAbstract	False				
References	NodeClass	BrowseName	Data Type	TypeDefinition	ModellingRule
Subtype of the BaseObjectType defined in 6.2.					
Conformance Units					
Base Info Base Types					

6.8 AggregateFunctionType

This *ObjectType* defines an *AggregateFunction* supported by a *UA Server*. It is formally defined in Table 60.

Table 60 – AggregateFunctionType definition

Attribute	Value				
BrowseName	AggregateFunctionType				
IsAbstract	False				
References	NodeClass	BrowseName	Data Type	TypeDefinition	ModellingRule
Subtype of the BaseObjectType defined in 6.2.					
Conformance Units					
Base Info ServerType					

For the *AggregateFunctionType*, the *Description Attribute* is mandatory. The *Description Attribute* provides a localized description of the *AggregateFunction*. Specific *AggregateFunctions* may be defined in further parts of this series of standards.

6.9 BaseInterfaceType

The *BaseInterfaceType ObjectType* is the super-type for *Interfaces*. All subtypes of *BaseInterfaceType* shall be abstract.

There are no *References* specified for this *ObjectType*. It is formally defined in Table 61.

Table 61 – BaseInterfaceType definition

Attribute	Value				
BrowseName	BaseInterfaceType				
IsAbstract	True				
References	NodeClass	BrowseName	Data Type	TypeDefinition	ModellingRule
Subtype of the BaseObjectType defined in 6.2.					
Conformance Units					
Address Space Interfaces					

6.10 OrderedListType

The *OrderedListType* is a base type to manage an ordered list of *Objects*. It is formally defined in Table 62.

Table 62 - OrderedListType Definition

Attribute	Value				
BrowseName	OrderedListType				
IsAbstract	False				
References	Node Class	BrowseName	Data Type	TypeDefinition	Other
Subtype of the <i>BaseObjectType</i> defined in 6.2 i.e. inheriting the InstanceDeclarations of that Node.					
HasOrderedComponent	Object	<OrderedObject>		BaseObjectType	OP
HasProperty	Variable	NodeVersion	String	PropertyType	O
GeneratesEvent	ObjectType	GeneralModelChangeEvent			
Conformance Units					
Base Info OrderedList					

The *<OrderedObject> Object* represents the ordered *Objects* managed by Instances of the *OrderedListType*. The order is provided by the *0:HasOrderedComponent References* to the *Objects*. As not all *Clients* consider the order returned by the *Browse Service* (e.g. displaying the results in alphabetic order) each *<OrderedObject>* shall implement the *IOrderedObjectType Interface*, providing the order by a specific *Property* (see definition of *IOrderedObjectType*).

The *NodeVersion* is intended to be used in conjunction with the *GeneralModelChangeEvent* in the way defined in OPC 10000-3. The *NodeVersion* should be provided if the ordered List can change (e.g. new *Objects* added or removed). This allows *Clients* to subscribe to the *Property* or the *GeneralModelChangeEvents*, instead of polling Browse calls. Changes in the order of the List are considered as adding and deleting *References*, i.e. if the order changes the *NodeVersion* shall be changed and a *GeneralModelChangeEvent* shall be issued, indicating that *References* have been added and deleted.

In Table 63 the additional *References* are defined.

Table 63 – OrderedListType Additional Subcomponents

SourcePath	References	NodeClass	BrowseName	Data Type	TypeDefinition	Others
<OrderedObject>	HasProperty	Variable	NumberInList	Number	PropertyType	M
<OrderedObject>	HasInterface	ObjectType	IOrderedObjectType			

The *<OrderedObject> Object* shall implement the Interface *IOrderedObjectType* and therefore contains the mandatory *Property NumberInList*.

6.11 IOrderedObjectType Definition

The *IOrderedObjectType* defines the *Interface* all *Objects* managed by an *OrderedListType* shall implement. It is formally defined in Table 64.

Table 64 – IOrderedObjectType Definition

Attribute	Value				
BrowseName	IOrderedObjectType				
IsAbstract	True				
References	Node Class	BrowseName	DataType	TypeDefinition	Other
Subtype of the <i>BaseInterfaceType</i> defined in 6.9, i.e. inheriting the <i>InstanceDeclarations</i> of that Node.					
HasProperty	Variable	NumberInList	Number	PropertyType	M
Conformance Units					
Base Info OrderedList					

The mandatory *Property NumberInList* provides the position of the *Object* in a list, managed by an instance of the *OrderedListType*. Ideally, the numbering should start with a 0 and have no gaps, but that is not required and Clients shall not assume this. All *Objects* in the same list shall use the same concrete *DataType* for the property *NumberInList*. Two *Objects* in a list shall never have the same value in this *Property*. The order shall be identical to the order managed by the *HasOrderedComponent References*.

Note that due to the nature of a list element, the *NumberInList Property* is bound to the parent instance of *OrderedListType*. *Objects* implementing the *Interface* can in general not be managed by two instances of *OrderedListType* at the same time.

7 Standard VariableTypes

7.1 General

Typically, the components of a complex *VariableType* are fixed and can be extended by subtyping. However, because each *Variable* of a *VariableType* can be extended with additional components this standard allows the extension of the standard *VariableTypes* defined in this document with additional components. This allows the expression of additional information in the type definition that would be contained in each *Variable* anyway. However, it is not allowed to restrict the components of the standard *VariableTypes* defined in this International Standard. An example of extending *VariableTypes* would be putting the standard *Property NodeVersion*, defined in OPC 10000-3, into the *BaseDataVariableType*, stating that each *DataVariable* of the *Server* will provide a *NodeVersion*.

7.2 BaseVariableType

The *BaseVariableType* is the abstract base type for all other *VariableTypes*. However, only the *PropertyType* and the *BaseDataVariableType* directly inherit from this type.

There are no *References* specified for this *VariableType*. It is formally defined in Table 65.

Table 65 – BaseVariableType definition

Attribute	Value				
BrowseName	BaseVariableType				
IsAbstract	True				
ValueRank	-2 (-2 = Any)				
DataType	BaseDataType				
References	NodeClass	BrowseName	DataType	TypeDefinition	ModellingRule
Conformance Units					
Base Info Base Types					

7.3 PropertyType

The *PropertyType* is a subtype of the *BaseVariableType*. It is used as the type definition for all *Properties*. *Properties* are defined by their *BrowseName* and therefore they do not need a specialised type definition. It is not allowed to subtype this *VariableType*.

There are no *References* specified for this *VariableType*. It is formally defined in Table 66.

Table 66 – PropertyType definition

Attribute	Value				
BrowseName	PropertyType				
IsAbstract	False				
ValueRank	-2 (-2 = Any)				
DataType	BaseDataType				
References	NodeClass	BrowseName	DataType	TypeDefinition	ModellingRule
Subtype of the BaseVariableType defined in 7.2.					
Conformance Units					
Base Info Base Types					

7.4 BaseDataVariableType

The *BaseDataVariableType* is a subtype of the *BaseVariableType*. It is used as the type definition whenever there is a *DataVariable* having no more concrete type definition available. This *VariableType* is the base *VariableType* for *VariableTypes* of *DataVariables*, and all other *VariableTypes* of *DataVariables* shall either directly or indirectly inherit from it.

There are no *References* specified for this *VariableType*. It is formally defined in Table 67.

Table 67 – BaseDataVariableType definition

Attribute	Value		
BrowseName	BaseDataVariableType		
IsAbstract	False		
ValueRank	-2 (-2 = Any)		
DataType	BaseDataType		
References	NodeClass	BrowseName	Comment
Subtype of the BaseVariableType defined in 7.2.			
Conformance Units			
Base Info Base Types			

7.5 ServerVendorCapabilityType

This *VariableType* is an abstract type whose subtypes define capabilities of the *Server*. Vendors may define subtypes of this type. This *VariableType* is formally defined in Table 68.

Table 68 – ServerVendorCapabilityType definition

Attribute	Value				
BrowseName	ServerVendorCapabilityType				
IsAbstract	True				
ValueRank	-1 (-1 = Scalar)				
DataType	BaseDataType				
References	NodeClass	BrowseName	DataType	TypeDefinition	ModellingRule
Subtype of the BaseDataVariableType defined in 7.4.					
Conformance Units					
Base Info ServerType					

7.6 ServerStatusType

This complex *VariableType* is used for information about the *Server* status. Its *DataVariables* reflect its *DataType* having the same semantic defined in 12.10. The *VariableType* is formally defined in Table 69.

Table 69 – ServerStatusType definition

Attribute		Value			
BrowseName		ServerStatusType			
IsAbstract		False			
ValueRank		-1 (-1 = Scalar)			
DataType		ServerStatusDataType			
References	NodeClass	BrowseName	DataType	TypeDefinition	Modelling Rule
Subtype of the BaseDataVariableType defined in 7.4.					
HasComponent	Variable	StartTime	UtcTime	BaseDataVariableType	Mandatory
HasComponent	Variable	CurrentTime	UtcTime	BaseDataVariableType	Mandatory
HasComponent	Variable	State	ServerState	BaseDataVariableType	Mandatory
HasComponent	Variable	BuildInfo ¹	BuildInfo	BuildInfoType	Mandatory
HasComponent	Variable	SecondsTillShutdown	UInt32	BaseDataVariableType	Mandatory
HasComponent	Variable	ShutdownReason	LocalizedText	BaseDataVariableType	Mandatory
NOTE Containing <i>Objects</i> and <i>Variables</i> of these <i>Objects</i> and <i>Variables</i> are defined by their <i>BrowseName</i> defined in the corresponding <i>TypeDefinitionNode</i> . The <i>NodeId</i> is defined by the composed symbolic name described in 4.1.					
Conformance Units					
Base Info ServerType					

7.7 BuildInfoType

This complex *VariableType* is used for information about the *Server* status. Its *DataVariables* reflect its *DataType* having the same semantic defined in 12.3.15.1. The *VariableType* is formally defined in Table 70.

Table 70 – BuildInfoType definition

Attribute		Value			
BrowseName		BuildInfoType			
IsAbstract		False			
ValueRank		-1 (-1 = Scalar)			
DataType		BuildInfo			
References	NodeClass	BrowseName	DataType	TypeDefinition	ModellingRule
Subtype of the BaseDataVariableType defined in 7.4.					
HasComponent	Variable	ProductUri	String	BaseDataVariableType	Mandatory
HasComponent	Variable	ManufacturerName	String	BaseDataVariableType	Mandatory
HasComponent	Variable	ProductName	String	BaseDataVariableType	Mandatory
HasComponent	Variable	SoftwareVersion	String	BaseDataVariableType	Mandatory
HasComponent	Variable	BuildNumber	String	BaseDataVariableType	Mandatory
HasComponent	Variable	BuildDate	UtcTime	BaseDataVariableType	Mandatory
Conformance Units					
Base Info ServerType					

7.8 ServerDiagnosticsSummaryType

This complex *VariableType* is used for diagnostic information. Its *DataVariables* reflect its *DataType* having the same semantic defined in 12.9. The *VariableType* is formally defined in Table 71.

Table 71 – ServerDiagnosticsSummaryType definition

Attribute		Value			
BrowseName		ServerDiagnosticsSummaryType			
IsAbstract		False			
ValueRank		-1 (-1 = Scalar)			
DataType		ServerDiagnosticsSummaryDataType			
References	NodeClass	BrowseName	DataType	TypeDefinition	Modelling Rule
Subtype of the BaseDataVariableType defined in 7.4.					
HasComponent	Variable	ServerViewCount	UInt32	BaseDataVariableType	Mandatory
HasComponent	Variable	CurrentSessionCount	UInt32	BaseDataVariableType	Mandatory
HasComponent	Variable	CumulatedSessionCount	UInt32	BaseDataVariableType	Mandatory
HasComponent	Variable	SecurityRejectedSessionCount	UInt32	BaseDataVariableType	Mandatory
HasComponent	Variable	RejectedSessionCount	UInt32	BaseDataVariableType	Mandatory
HasComponent	Variable	SessionTimeoutCount	UInt32	BaseDataVariableType	Mandatory
HasComponent	Variable	SessionAbortCount	UInt32	BaseDataVariableType	Mandatory
HasComponent	Variable	PublishingIntervalCount	UInt32	BaseDataVariableType	Mandatory
HasComponent	Variable	CurrentSubscriptionCount	UInt32	BaseDataVariableType	Mandatory
HasComponent	Variable	CumulatedSubscriptionCount	UInt32	BaseDataVariableType	Mandatory
HasComponent	Variable	SecurityRejectedRequestsCount	UInt32	BaseDataVariableType	Mandatory
HasComponent	Variable	RejectedRequestsCount	UInt32	BaseDataVariableType	Mandatory
Conformance Units					
Base Info ServerType					

7.9 SamplingIntervalDiagnosticsArrayType

This complex *VariableType* is used for diagnostic information. For each entry of the array, instances of this type will provide a *Variable* of the *SamplingIntervalDiagnosticsType* *VariableType* having the sampling rate as *BrowseName*. The *VariableType* is formally defined in Table 72.

Table 72 – SamplingIntervalDiagnosticsArrayType definition

Attribute		Value			
BrowseName		SamplingIntervalDiagnosticsArrayType			
IsAbstract		False			
ValueRank		1 (1 = OneDimension)			
ArrayDimensions		{0} (0 = UnknownSize)			
DataType		SamplingIntervalDiagnosticsDataType			
References	NodeClass	BrowseName	DataType	TypeDefinition	Modelling Rule
Subtype of the BaseDataVariableType defined in 7.4.					
HasComponent	Variable	SamplingIntervalDiagnostics	SamplingIntervalDiagnosticsDataType	SamplingIntervalDiagnosticsType	ExposesItsArray
Conformance Units					
Base Info ServerType					

7.10 SamplingIntervalDiagnosticsType

This complex *VariableType* is used for diagnostic information. Its *DataVariables* reflect its *DataType*, having the same semantic defined in 12.8. The *VariableType* is formally defined in Table 73.

Table 73 – SamplingIntervalDiagnosticsType definition

Attribute		Value			
BrowseName		SamplingIntervalDiagnosticsType			
IsAbstract		False			
ValueRank		-1 (-1 = Scalar)			
DataType		SamplingIntervalDiagnosticsDataType			
References	Node Class	BrowseName	Data Type	TypeDefinition	Modelling Rule
Subtype of the BaseDataVariableType defined in 7.4.					
HasComponent	Variable	SamplingInterval	Duration	BaseDataVariableType	Mandatory
HasComponent	Variable	SampledMonitoredItemsCount	UInt32	BaseDataVariableType	Mandatory
HasComponent	Variable	MaxSampledMonitoredItemsCount	UInt32	BaseDataVariableType	Mandatory
HasComponent	Variable	DisabledMonitoredItemsSamplingCount	UInt32	BaseDataVariableType	Mandatory
Conformance Units					
Base Info ServerType					

7.11 SubscriptionDiagnosticsArrayType

This complex *VariableType* is used for diagnostic information. For each entry of the array, instances of this type will provide a *Variable* of the SubscriptionDiagnosticsType *VariableType* having the SubscriptionId as *BrowseName*. The *VariableType* is formally defined in Table 74.

Table 74 – SubscriptionDiagnosticsArrayType definition

Attribute		Value			
BrowseName		SubscriptionDiagnosticsArrayType			
IsAbstract		False			
ValueRank		1 (1 = OneDimension)			
ArrayDimensions		{0} (0 = UnknownSize)			
DataType		SubscriptionDiagnosticsDataType			
References	NodeClass	BrowseName	Data Type	TypeDefinition	ModellingRule
Subtype of the BaseDataVariableType defined in 7.4.					
HasComponent	Variable	SubscriptionDiagnostics	SubscriptionDiagnosticsDataType	SubscriptionDiagnosticsType	ExposesItsArray
Conformance Units					
Base Info ServerType					

7.12 SubscriptionDiagnosticsType

This complex *VariableType* is used for diagnostic information. Its *DataVariables* reflect its *DataType*, having the same semantic defined in 12.15. The *VariableType* is formally defined in Table 75.

Table 75 – SubscriptionDiagnosticsType definition

Attribute		Value			
BrowseName		SubscriptionDiagnosticsType			
IsAbstract		False			
ValueRank		-1 (-1 = Scalar)			
DataType		SubscriptionDiagnosticsDataType			
References	Node Class	BrowseName	DataType	TypeDefinition	Modelling Rule
Subtype of the BaseDataVariableType defined in 7.4.					
HasComponent	Variable	SessionId	NodeId	BaseDataVariableType	Mandatory
HasComponent	Variable	SubscriptionId	UInt32	BaseDataVariableType	Mandatory
HasComponent	Variable	Priority	Byte	BaseDataVariableType	Mandatory
HasComponent	Variable	PublishingInterval	Duration	BaseDataVariableType	Mandatory
HasComponent	Variable	MaxKeepAliveCount	UInt32	BaseDataVariableType	Mandatory
HasComponent	Variable	MaxLifetimeCount	UInt32	BaseDataVariableType	Mandatory
HasComponent	Variable	MaxNotificationsPerPublish	UInt32	BaseDataVariableType	Mandatory
HasComponent	Variable	PublishingEnabled	Boolean	BaseDataVariableType	Mandatory
HasComponent	Variable	ModifyCount	UInt32	BaseDataVariableType	Mandatory
HasComponent	Variable	EnableCount	UInt32	BaseDataVariableType	Mandatory
HasComponent	Variable	DisableCount	UInt32	BaseDataVariableType	Mandatory
HasComponent	Variable	RepublishRequestCount	UInt32	BaseDataVariableType	Mandatory
HasComponent	Variable	RepublishMessageRequestCount	UInt32	BaseDataVariableType	Mandatory
HasComponent	Variable	RepublishMessageCount	UInt32	BaseDataVariableType	Mandatory
HasComponent	Variable	TransferRequestCount	UInt32	BaseDataVariableType	Mandatory
HasComponent	Variable	TransferredToAltClientCount	UInt32	BaseDataVariableType	Mandatory
HasComponent	Variable	TransferredToSameClientCount	UInt32	BaseDataVariableType	Mandatory
HasComponent	Variable	PublishRequestCount	UInt32	BaseDataVariableType	Mandatory
HasComponent	Variable	DataChangeNotificationsCount	UInt32	BaseDataVariableType	Mandatory
HasComponent	Variable	EventNotificationsCount	UInt32	BaseDataVariableType	Mandatory
HasComponent	Variable	NotificationsCount	UInt32	BaseDataVariableType	Mandatory
HasComponent	Variable	LatePublishRequestCount	UInt32	BaseDataVariableType	Mandatory
HasComponent	Variable	CurrentKeepAliveCount	UInt32	BaseDataVariableType	Mandatory
HasComponent	Variable	CurrentLifetimeCount	UInt32	BaseDataVariableType	Mandatory
HasComponent	Variable	UnacknowledgedMessageCount	UInt32	BaseDataVariableType	Mandatory
HasComponent	Variable	DiscardedMessageCount	UInt32	BaseDataVariableType	Mandatory
HasComponent	Variable	MonitoredItemCount	UInt32	BaseDataVariableType	Mandatory
HasComponent	Variable	DisabledMonitoredItemCount	UInt32	BaseDataVariableType	Mandatory
HasComponent	Variable	MonitoringQueueOverflowCount	UInt32	BaseDataVariableType	Mandatory
HasComponent	Variable	NextSequenceNumber	UInt32	BaseDataVariableType	Mandatory
HasComponent	Variable	EventQueueOverflowCount	UInt32	BaseDataVariableType	Mandatory
Conformance Units					
Base Info ServerType					

7.13 SessionDiagnosticsArrayType

This complex *VariableType* is used for diagnostic information. For each entry of the array instances of this type will provide a *Variable* of the *SessionDiagnosticsVariableType VariableType*, having the *SessionDiagnostics* as *BrowseName*. Those *Variables* will also be referenced by the *SessionDiagnostics Objects* defined by their type in 6.3.5. The *VariableType* is formally defined in Table 76.

Table 76 – SessionDiagnosticsArrayType definition

Attribute		Value		
BrowseName		SessionDiagnosticsArrayType		
IsAbstract		False		
ValueRank		1 (1 = OneDimension)		
ArrayDimensions		{0} (0 = UnknownSize)		
DataType		SessionDiagnosticsDataType		
References	NodeClass	BrowseName	DataType TypeDefinition	ModellingRule
Subtype of the BaseDataVariableType defined in 7.4.				
HasComponent	Variable	SessionDiagnostics	SessionDiagnosticsDataType SessionDiagnosticsVariableType	ExposesItsArray
Conformance Units				
Base Info ServerType				

7.14 SessionDiagnosticsVariableType

This complex *VariableType* is used for diagnostic information. Its *DataVariables* reflect its *DataType*, having the same semantic defined in 12.11. The *VariableType* is formally defined in Table 77.

Table 77 – SessionDiagnosticsVariableType definition

Attribute		Value		
BrowseName		SessionDiagnosticsVariableType		
IsAbstract		False		
ValueRank		-1 (-1 = Scalar)		
DataType		SessionDiagnosticsDataType		
References	Node Class	BrowseName	DataType TypeDefinition	Modelling Rule
Subtype of the BaseDataVariableType defined in 7.4.				
HasComponent	Variable	SessionId	NodeId BaseDataVariableType	Mandatory
HasComponent	Variable	SessionName	String BaseDataVariableType	Mandatory
HasComponent	Variable	ClientDescription	ApplicationDescription BaseDataVariableType	Mandatory
HasComponent	Variable	ServerUri	String BaseDataVariableType	Mandatory
HasComponent	Variable	EndpointUrl	String BaseDataVariableType	Mandatory
HasComponent	Variable	LocaleIds	LocaleId[] BaseDataVariableType	Mandatory
HasComponent	Variable	MaxResponseMessageSize	UInt32 BaseDataVariableType	Mandatory
HasComponent	Variable	ActualSessionTimeout	Duration BaseDataVariableType	Mandatory
HasComponent	Variable	ClientConnectionTime	UtcTime BaseDataVariableType	Mandatory
HasComponent	Variable	ClientLastContactTime	UtcTime BaseDataVariableType	Mandatory
HasComponent	Variable	CurrentSubscriptionsCount	UInt32 BaseDataVariableType	Mandatory
HasComponent	Variable	CurrentMonitoredItemsCount	UInt32 BaseDataVariableType	Mandatory
HasComponent	Variable	CurrentPublishRequestsInQueue	UInt32 BaseDataVariableType	Mandatory
HasComponent	Variable	TotalRequestCount	ServiceCounterDataType BaseDataVariableType	Mandatory
HasComponent	Variable	UnauthorizedRequestCount	UInt32 BaseDataVariableType	Mandatory
HasComponent	Variable	ReadCount	ServiceCounterDataType BaseDataVariableType	Mandatory
HasComponent	Variable	HistoryReadCount	ServiceCounterDataType BaseDataVariableType	Mandatory

HasComponent	Variable	WriteCount	ServiceCounterDataType BaseDataVariableType	Mandatory
HasComponent	Variable	HistoryUpdateCount	ServiceCounterDataType BaseDataVariableType	Mandatory
HasComponent	Variable	CallCount	ServiceCounterDataType BaseDataVariableType	Mandatory
HasComponent	Variable	CreateMonitoredItemsCount	ServiceCounterDataType BaseDataVariableType	Mandatory
HasComponent	Variable	ModifyMonitoredItemsCount	ServiceCounterDataType BaseDataVariableType	Mandatory
HasComponent	Variable	SetMonitoringModeCount	ServiceCounterDataType BaseDataVariableType	Mandatory
HasComponent	Variable	SetTriggeringCount	ServiceCounterDataType BaseDataVariableType	Mandatory
HasComponent	Variable	DeleteMonitoredItemsCount	ServiceCounterDataType BaseDataVariableType	Mandatory
HasComponent	Variable	CreateSubscriptionCount	ServiceCounterDataType BaseDataVariableType	Mandatory
HasComponent	Variable	ModifySubscriptionCount	ServiceCounterDataType BaseDataVariableType	Mandatory
HasComponent	Variable	SetPublishingModeCount	ServiceCounterDataType BaseDataVariableType	Mandatory
HasComponent	Variable	PublishCount	ServiceCounterDataType BaseDataVariableType	Mandatory
HasComponent	Variable	RepublishCount	ServiceCounterDataType BaseDataVariableType	Mandatory
HasComponent	Variable	TransferSubscriptionsCount	ServiceCounterDataType BaseDataVariableType	Mandatory
HasComponent	Variable	DeleteSubscriptionsCount	ServiceCounterDataType BaseDataVariableType	Mandatory
HasComponent	Variable	AddNodesCount	ServiceCounterDataType BaseDataVariableType	Mandatory
HasComponent	Variable	AddReferencesCount	ServiceCounterDataType BaseDataVariableType	Mandatory
HasComponent	Variable	DeleteNodesCount	ServiceCounterDataType BaseDataVariableType	Mandatory
HasComponent	Variable	DeleteReferencesCount	ServiceCounterDataType BaseDataVariableType	Mandatory
HasComponent	Variable	BrowseCount	ServiceCounterDataType BaseDataVariableType	Mandatory
HasComponent	Variable	BrowseNextCount	ServiceCounterDataType BaseDataVariableType	Mandatory
HasComponent	Variable	TranslateBrowsePathsToNodeIdsCount	ServiceCounterDataType BaseDataVariableType	Mandatory
HasComponent	Variable	QueryFirstCount	ServiceCounterDataType BaseDataVariableType	Mandatory
HasComponent	Variable	QueryNextCount	ServiceCounterDataType BaseDataVariableType	Mandatory
HasComponent	Variable	RegisterNodesCount	ServiceCounterDataType BaseDataVariableType	Mandatory
HasComponent	Variable	UnregisterNodesCount	ServiceCounterDataType BaseDataVariableType	Mandatory
Conformance Units				
Base Info ServerType				

7.15 SessionSecurityDiagnosticsArrayType

This complex *VariableType* is used for diagnostic information. For each entry of the array instances of this type will provide a *Variable* of the *SessionSecurityDiagnosticsType VariableType*, having the *SessionSecurityDiagnostics* as *BrowseName*. Those *Variables* will also be referenced by the *SessionDiagnostics Objects* defined by their type in 6.3.5. The *VariableType* is formally defined in Table 78. Since this information is security related, it should not be made accessible to all users, but only to authorised users.

Table 78 – SessionSecurityDiagnosticsArrayType definition

Attribute		Value		
BrowseName		SessionSecurityDiagnosticsArrayType		
IsAbstract		False		
ValueRank		1 (1 = OneDimension)		
ArrayDimensions		{0} (0 = UnknownSize)		
DataType		SessionSecurityDiagnosticsDataType		
References	Node Class	Browse Name	DataType TypeDefinition	Modelling Rule
Subtype of the BaseDataVariableType defined in 7.4.				
HasComponent	Variable	SessionSecurityDiagnostics	SessionSecurityDiagnosticsDataType SessionSecurityDiagnosticsType	ExposesItsArray
Conformance Units				
Base Info ServerType				

7.16 SessionSecurityDiagnosticsType

This complex *VariableType* is used for diagnostic information. Its *DataVariables* reflect its *DataType*, having the same semantic defined in 12.12. The *VariableType* is formally defined in Table 79. Since this information is security-related, it shall be restricted to authorized users, such as users who have the *SecurityAdmin* role, defined in OPC 10000-18.

Table 79 – SessionSecurityDiagnosticsType definition

Attribute		Value		
BrowseName		SessionSecurityDiagnosticsType		
IsAbstract		False		
ValueRank		-1 (-1 = Scalar)		
DataType		SessionSecurityDiagnosticsDataType		
References	Node Class	BrowseName	DataType TypeDefinition	Modelling Rule
Subtype of the BaseDataVariableType defined in 7.4				
HasComponent	Variable	SessionId	NodeId BaseDataVariableType	Mandatory
HasComponent	Variable	ClientUserIdOfSession	String BaseDataVariableType	Mandatory
HasComponent	Variable	ClientUserIdHistory	String[] BaseDataVariableType	Mandatory
HasComponent	Variable	AuthenticationMechanism	String BaseDataVariableType	Mandatory
HasComponent	Variable	Encoding	String BaseDataVariableType	Mandatory
HasComponent	Variable	TransportProtocol	String BaseDataVariableType	Mandatory
HasComponent	Variable	SecurityMode	MessageSecurityMode BaseDataVariableType	Mandatory
HasComponent	Variable	SecurityPolicyUri	String BaseDataVariableType	Mandatory
HasComponent	Variable	ClientCertificate	ByteString BaseDataVariableType	Mandatory
Conformance Units				
Base Info ServerType				

7.17 OptionSetType

The *OptionSetType VariableType* is used to represent a bit mask. Each array element of the *OptionSetValues Property* contains either the human-readable representation for the corresponding bit used in the option set or an empty *LocalizedText* for a bit that has no specific meaning. The order of the bits of the bit mask maps to a position of the array, i.e. the first bit (least significant bit) maps to the first entry in the array, etc.

In addition to this *VariableType*, the *DataType OptionSet* can alternatively be used to represent a bit mask. As a guideline the *DataType* would be used when the bit mask is fixed and applies

to several *Variables*. The *VariableType* would be used when the bit mask is specific for only that *Variable*.

The *DataType* of this *VariableType* shall be capable of representing a bit mask. It shall be either a numeric *DataType* representing a signed or unsigned integer, or a *ByteString*. For example, it can be the *BitFieldMaskDataType*.

The optional *BitMask Property* provides the bit mask in an array of Booleans. This allows subscribing to individual entries of the bit mask. The order of the bits of the bit mask points to a position of the array, i.e. the first bit points to the first entry in the array, etc. The *VariableType* is formally defined in Table 80.

Table 80 – OptionSetType definition

Attribute		Value		
BrowseName		OptionSetType		
IsAbstract		False		
ValueRank		-1 (-1 = Scalar)		
DataType		BaseDataType		
References	NodeClass	Browse Name	DataType TypeDefinition	Modelling Rule
Subtype of the BaseDataVariableType defined in 7.4				
HasProperty	Variable	OptionSetValues	LocalizedText[] PropertyType	Mandatory
HasProperty	Variable	BitMask	Boolean[] PropertyType	Optional
Conformance Units				
Base Info OptionSet				

7.18 SelectionListType

The *SelectionListType VariableType* is used for a *Variable* where the possible values are provided by a set of values.

The *Selections Property* contains an array of values which represent valid values for this *VariableType's* value.

The *DataType* of the *Selections Property* array shall be of the same *DataType* as this *VariableType*. When the *SelectionListType* is subtyped, the *DataType* of the *Selections Property* array of the subtype shall be the same *DataType* as the subtype. When the *SelectionListType* is instantiated, the *DataType* of the *Selections Property* array of the instance shall be the same as the *DataType* of the instance.

Each array element of the optional *SelectionDescriptions Property* contains a human-readable representation of the corresponding value in the *Selections Property* and shall be of the same array size as the *Selections Property*.

The value of this *VariableType* may be restricted to only the values defined in the *Selections Property* by setting the optional *RestrictToList Property* to a value of *True*. If the *RestrictToList Property* is not present or has a value of *False* then the value is not restricted to the set defined by the *Selections Property*.

The *VariableType* is formally defined in Table 81.

Table 81 – SelectionListType definition

Attribute		Value			
BrowseName		SelectionListType			
IsAbstract		False			
ValueRank		-1 (-1 – Scalar)			
DataType		BaseDataType			
References	NodeClass	Browse Name	DataType TypeDefinition	Modelling Rule	
Subtype of the BaseDataVariableType defined in 7.4					
HasProperty	Variable	Selections	BaseDataType[] PropertyType	Mandatory	
HasProperty	Variable	SelectionDescriptions	LocalizedText[] PropertyType	Optional	
HasProperty	Variable	RestrictToList	Boolean PropertyType	Optional	
Conformance Units					
Base Info Selection List					

7.19 AudioVariableType

The *AudioVariableType VariableType* defines a Multipurpose Internet Mail Extensions (MIME) media type of the AudibleSound *Property*. MIME types are defined by other standards such as IETF RFC 2045, IETF RFC 2046 and IETF RFC 2047. The *AudioVariableType* references the Content-Type that is defined as part of the MIME type and commonly used as a reference to a specific MIME. The top-level media type is used to declare the general type of data, while the subtype specifies a specific format for that type of data. Thus, a media type of "audio /xyz" is a sufficient description for a user agent to determine the data is an audio file, even if the user agent has no knowledge of the specific audio format "xyz".

The *VariableType* is formally defined in Table 82.

Table 82 – AudioVariableType definition

Attribute		Value			
BrowseName		AudioVariableType			
IsAbstract		False			
ValueRank		-1 (-1 = Scalar)			
DataType		AudioDataType			
References	NodeClass	BrowseName	DataType	TypeDefinition	Modelling Rule
Subtype of the BaseDataVariableType defined in 7.4					
HasProperty	Variable	ListId	String	PropertyType	Optional
HasProperty	Variable	AgencyId	String	PropertyType	Optional
HasProperty	Variable	VersionId	String	PropertyType	Optional
Conformance Units					
Base Info Audio Type					

7.20 RationalNumberType

This complex *VariableType* is used for information which needs to be provided as a fraction number. It reflects the semantic of its *DataType*, defined in 12.22 and is formally defined in Table 78.

Table 78 – RationalNumberType Definition

Attribute		Value			
BrowseName		RationalNumberType			
IsAbstract		False			
ValueRank		Scalar			
DataType		RationalNumber			
References	NodeClass	BrowseName	DataType	TypeDefinition	Modelling Rule
Subtype of the BaseDataVariableType defined in 7.4					
HasComponent	Variable	Numerator	Int32	BaseDataVariableType	Mandatory
HasComponent	Variable	Denominator	UInt32	BaseDataVariableType	Mandatory
Conformance Units					
Base Info Rational Number					

Numerator and *Denominator* reflect the *DataType* *RationalNumber*.

7.21 VectorType

This abstract *VariableType* is used as base to define multi-dimensional vectors. Subtypes need to define the concrete number of dimensions. It reflects the semantic of its *DataType*, defined in 12.23. Subtypes shall expose the structure of their structured *DataTypes* as *Variables*. Additionally, it can define a unit for each dimension of the vector (*Property VectorUnit*). The *VariableType* is formally defined in Table 79.

Table 79 – VectorType Definition

Attribute		Value			
BrowseName		VectorType			
IsAbstract		True			
ValueRank		Scalar			
DataType		Vector			
References	NodeClass	BrowseName	DataType	TypeDefinition	Modelling Rule
Subtype of the BaseDataVariableType defined in 7.4					
HasProperty	Variable	VectorUnit	EUIInformation	PropertyType	Optional
Conformance Units					
Base Info Spatial Data					

VectorUnit defines the unit of each dimension of the vector. The *DataType* *EUIInformation* is defined in OPC 10000-8. Note that the *Property EngineeringUnits* is intentionally not used, as it would have to define the engineering unit of the full vector, not its individual dimensions.

7.22 3DVectorType

This complex *VariableType* is used to represent a vector in 3D space. It reflects the semantic of its *DataType*, defined in 12.24. The *VariableType* is formally defined in Table 80.

Table 80 – 3DVectorType Definition

Attribute		Value			
BrowseName		3DVectorType			
IsAbstract		False			
ValueRank		Scalar			
DataType		3DVector			
References	NodeClass	BrowseName	DataType	TypeDefinition	Modelling Rule
Subtype of the VectorType defined in 7.21					
HasComponent	Variable	X	Double	BaseDataVariableType	Mandatory
HasComponent	Variable	Y	Double	BaseDataVariableType	Mandatory
HasComponent	Variable	Z	Double	BaseDataVariableType	Mandatory
Conformance Units					
Base Info Spatial Data					

X, Y and Z reflect the *DataType* *3DVector*.

7.23 CartesianCoordinatesType

This abstract *VariableType* is used as base to define multi-dimensional coordinates. Subtypes need to define the concrete number of dimensions. It reflects the semantic of its *DataType*, defined in 12.25. Subtypes shall expose the structure of their structured *DataTypes* as *Variables*. Additionally, it can define a unit for the coordinates (*Property LengthUnit*). The *VariableType* is formally defined in Table 81.

Table 81 – CartesianCoordinatesType Definition

Attribute		Value			
BrowseName		CartesianCoordinatesType			
IsAbstract		True			
ValueRank		Scalar			
DataType		CartesianCoordinates			
References	NodeClass	BrowseName	DataType	TypeDefinition	Modelling Rule
Subtype of the BaseDataVariableType defined in 7.4					
HasProperty	Variable	LengthUnit	EUInformation	PropertyType	Optional
Conformance Units					
Base Info Spatial Data					

LengthUnit defines the unit of each dimension of the cartesian coordinates. The *DataType EUInformation* is defined in OPC 10000-8. Note that the *Property EngineeringUnits* is intentionally not used, as it would have to define the engineering unit of the full cartesian coordinates, not its individual dimensions.

7.24 3DCartesianCoordinatesType

This complex *VariableType* is used for information about positions in 3D space. It reflects the semantic of its *DataType*, defined in 12.26. The *VariableType* is formally defined in Table 82.

Table 82 – 3DCartesianCoordinatesType Definition

Attribute		Value			
BrowseName		3DCartesianCoordinatesType			
IsAbstract		False			
ValueRank		Scalar			
DataType		3DCartesianCoordinates			
References	NodeClass	BrowseName	DataType	TypeDefinition	Modelling Rule
Subtype of the CartesianCoordinatesType defined in 7.23					
HasComponent	Variable	X	Double	BaseDataVariableType	Mandatory
HasComponent	Variable	Y	Double	BaseDataVariableType	Mandatory
HasComponent	Variable	Z	Double	BaseDataVariableType	Mandatory
Conformance Units					
Base Info Spatial Data					

X, Y and Z reflect the *DataType CartesianCoordinates*.

7.25 OrientationType

This abstract *VariableType* is used as base to define multi-dimensional orientations. Subtypes need to define the concrete number of dimensions. It reflects the semantic of its *DataType*, defined in 12.27. Subtypes shall expose the structure of their structured *DataTypes* as *Variables*. Additionally, it can define a unit for the orientation angles (*Property AngleUnit*). The *VariableType* is formally defined in Table 83.

Table 83 – OrientationType Definition

Attribute		Value			
BrowseName		OrientationType			
IsAbstract		True			
ValueRank		Scalar			
DataType		Orientation			
References	NodeClass	BrowseName	DataType	TypeDefinition	Modelling Rule
Subtype of the BaseDataVariableType defined in 7.4.					
HasProperty	Variable	AngleUnit	EUInformation	PropertyType	Optional
Conformance Units					
Base Info Spatial Data					

AngleUnit defines the unit of each dimension of the orientation. The *DataType EUInformation* is defined in OPC 10000-8. Note that the *Property EngineeringUnits* is intentionally not used, as it would have to define the engineering unit of the full cartesian coordinates, not its individual dimensions

7.26 3DOrientationType

This complex *VariableType* is used for information about orientation in 3D space. Its *Variables* reflect its *DataType* having the same semantic defined in 12.28. The *VariableType* is formally defined in Table 84.

Table 84 – 3DOrientationType Definition

Attribute		Value			
BrowseName		3DOrientationType			
IsAbstract		False			
ValueRank		Scalar			
DataType		3DOrientation			
References	NodeClass	BrowseName	DataType	TypeDefinition	Modelling Rule
Subtype of the OrientationType defined in 7.25.					
HasComponent	Variable	A	Double	BaseDataVariableType	Mandatory
HasComponent	Variable	B	Double	BaseDataVariableType	Mandatory
HasComponent	Variable	C	Double	BaseDataVariableType	Mandatory
Conformance Units					
Base Info Spatial Data					

A, B and C reflect the DataType 3DOrientation.

7.27 FrameType

This abstract *VariableType* is used for information about multi-dimensional frames. It reflects the semantic of its *DataType*, defined in 12.29. Additionally, it provides information about the dynamic behaviour of the frame. The *VariableType* is formally defined in Table 85.

Table 85 – FrameType Definition

Attribute		Value			
BrowseName		FrameType			
IsAbstract		True			
ValueRank		Scalar			
DataType		Frame			
References	NodeClass	BrowseName	DataType	TypeDefinition	Modelling Rule
Subtype of the BaseDataVariableType defined in 7.4.					
HasComponent	Variable	CartesianCoordinates	CartesianCoordinates	CartesianCoordinatesType	Mandatory
HasComponent	Variable	Orientation	Orientation	OrientationType	Mandatory
HasProperty	Variable	Constant	Boolean	PropertyType	Optional
HasComponent	Variable	BaseFrame	NodeId	BaseDataVariableType	Optional
HasProperty	Variable	FixedBase	Boolean	PropertyType	Optional
Conformance Units					
Base Info Spatial Data					

CartesianCoordinates and *Orientation* reflect the *DataType Frame*. Note that the abstract *DataType Frame* does not define the fields itself, but subtypes shall create those fields.

Constant is *True* when the *Value* of the frame never changes. If the *Value* may change it is *False*.

BaseFrame is the *NodeId* of the frame's base frame.

FixedBase is *True* when this frame is always based on the same base frame, i.e. *BaseFrame* never changes.

7.28 3DFrameType

This complex *VariableType* is used for information about frames in 3D space. It reflects the semantic of its *DataType*, defined in 12.30. It refines the *DataTypes* and *VariableTypes* of the *CartesianCoordinates* and *Orientation* to the corresponding 3D types. The *VariableType* is formally defined in Table 86.

Table 86 – 3DFrameType Definition

Attribute		Value			
BrowseName		3DFrameType			
IsAbstract		False			
ValueRank		Scalar			
DataType		3DFrame			
References	NodeClass	BrowseName	DataType	TypeDefinition	Modelling Rule
Subtype of the FrameType defined in 7.27.					
HasComponent	Variable	CartesianCoordinates	3DCartesianCoordinates	3DCartesianCoordinatesType	Mandatory
HasComponent	Variable	Orientation	3DOrientation	3DOrientationType	Mandatory
Conformance Units					
Base Info Spatial Data					

8 Standard Objects and their Variables

8.1 General

Objects and *Variables* described in the following subclauses can be extended by additional *Properties* or *References* to other *Nodes*, except where it is stated in the text that it is restricted.

8.2 Objects used to organise the AddressSpace structure

8.2.1 Overview

To promote interoperability of clients and *Servers*, the OPC UA *AddressSpace* is structured as a hierarchy, with the top levels standardised for all *Servers*. Figure 1 illustrates the structure of

the *AddressSpace*. All *Objects* in this figure are organised using *Organizes References* and have the *ObjectType FolderType* as type definition.

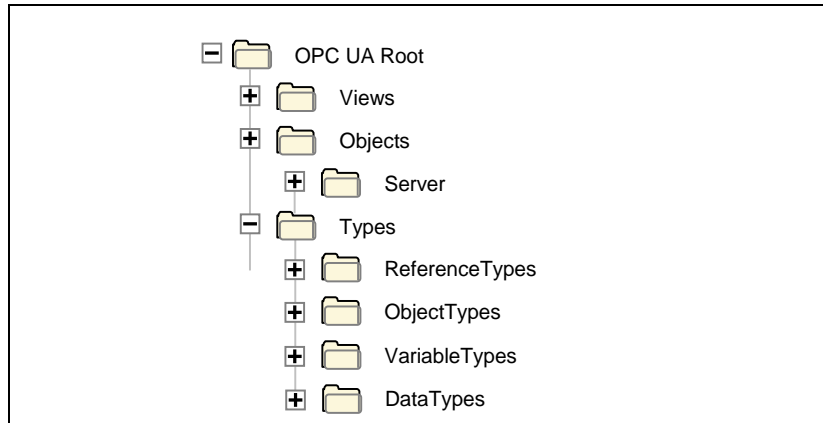


Figure 1 – Standard AddressSpace structure

The remainder of this provides descriptions of these standard *Nodes* and the organization of *Nodes* beneath them. *Servers* typically implement a subset of these standard *Nodes*, depending on their capabilities.

8.2.2 Root

This standard *Object* is the browse entry point for the *AddressSpace*. It contains a set of *Organizes References* that point to the other standard *Objects*. The "*Root*" *Object* shall not reference any other *NodeClasses*. It is formally defined in Table 87.

Table 87 – Root definition

Attribute	Value		
BrowseName	Root		
References	NodeClass	BrowseName	Comment
HasTypeDefinition	ObjectType	FolderType	Defined in 6.6
Organizes	Object	Views	Defined in 8.2.3
Organizes	Object	Objects	Defined in 8.2.4
Organizes	Object	Types	Defined in 8.2.5
Conformance Units			
Base Info Core Structure 2			

8.2.3 Views

This standard *Object* is the browse entry point for *Views*. Only *Organizes References* are used to relate *View Nodes* to the "*Views*" standard *Object*. All *View Nodes* in the *AddressSpace* shall be referenced by this *Node*, either directly or indirectly. That is, the "*Views*" *Object* may reference other *Objects* using *Organizes References*. Those *Objects* may reference additional *Views*. Figure 2 illustrates the Views organization. The "*Views*" standard *Object* directly references the *Views* "View1" and "View2" and indirectly "View3" by referencing another *Object* called "Engineering".

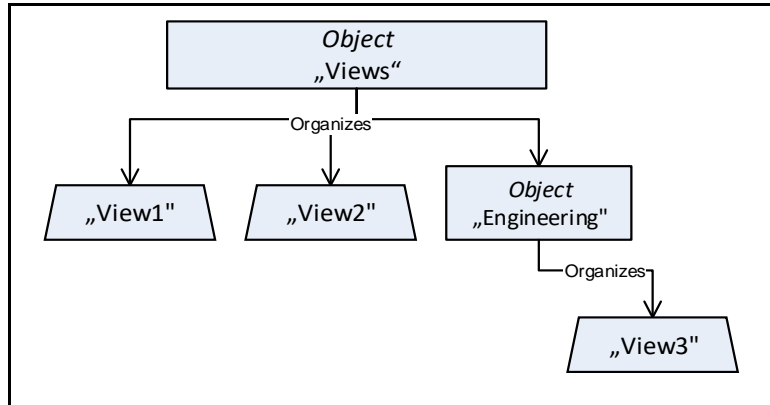


Figure 2 – Views organization

The "Views" Object shall not reference any other NodeClasses. The "Views" Object is formally defined in Table 88.

Table 88 – Views definition

Attribute	Value		
BrowseName	Views		
References	NodeClass	BrowseName	Comment
HasTypeDefinition	ObjectType	FolderType	Defined in 6.6
Conformance Units			
Base Info Core Views Folder			

8.2.4 Objects

This standard Object is the browse entry point for Object Nodes. Figure 3 illustrates the structure beneath this Node. Only Organizes References are used to relate Objects to the "Objects" standard Object. A View Node can be used as entry point into a subset of the AddressSpace containing Objects and Variables and thus the "Objects" Object can also reference View Nodes using Organizes References. The intent of the "Objects" Object is that all Objects and Variables that are not used for type definitions or other organizational purposes (e.g. organizing the Views) are accessible through hierarchical References starting from this Node. However, this is not a requirement, because not all Servers may be able to support this. This Object references the standard Server Object defined in 8.3.2.

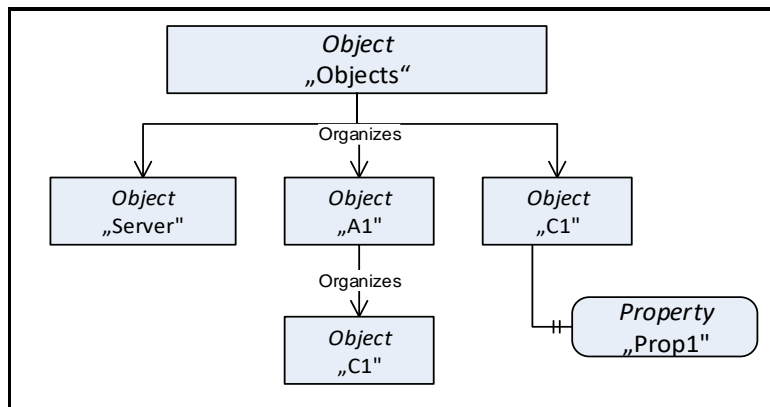


Figure 3 – Objects organization

The "Objects" Object is formally defined in Table 89.

Table 89 – Objects definition

Attribute		Value	
BrowseName		Objects	
References	NodeClass	BrowseName	Comment
HasTypeDefinition	ObjectType	FolderType	Defined in 6.6
Organizes	Object	Server	Defined in 8.3.2
Conformance Units			
Base Info Core Structure 2			

8.2.5 Types

This standard *Object Node* is the browse entry point for type *Nodes*. Figure 1 illustrates the structure beneath this *Node*. Only *Organizes References* are used to relate *Objects* to the "*Types*" standard *Object*. The "*Types*" *Object* shall not reference any other *NodeClasses*. It is formally defined in Table 90.

Table 90 – Types definition

Attribute		Value	
BrowseName		Types	
References	NodeClass	BrowseName	Comment
HasTypeDefinition	ObjectType	FolderType	Defined in 6.6
Organizes	Object	ObjectTypes	Defined in 8.2.6
Organizes	Object	VariableTypes	Defined in 8.2.7
Organizes	Object	ReferenceTypes	Defined in 8.2.8
Organizes	Object	DataTypes	Defined in 8.2.9
Organizes	Object	EventTypes	Defined in 8.2.10
Organizes	Object	InterfaceTypes	Defined in 8.2.11
Conformance Units			
Base Info Core Types Folders			

8.2.6 ObjectTypes

This standard *Object Node* is the browse entry point for *ObjectType Nodes*. Figure 4 illustrates the structure beneath this *Node* showing some of the standard *ObjectTypes* defined in Clause 6. Only *Organizes References* are used to relate *Objects* and *ObjectTypes* to the "*ObjectTypes*" standard *Object*. The "*ObjectTypes*" *Object* shall not reference any other *NodeClasses*.

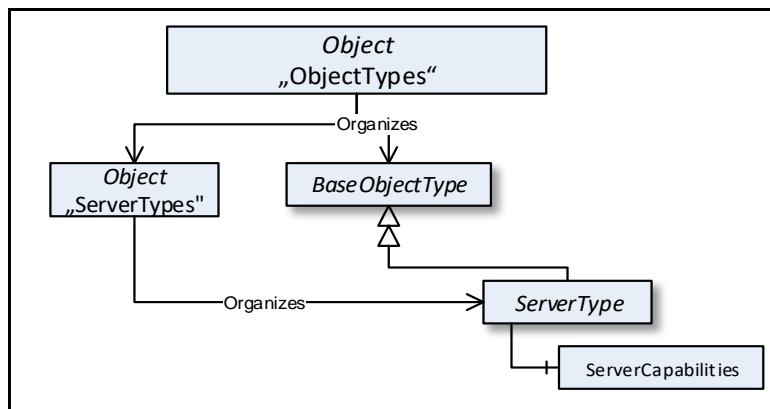


Figure 4 – ObjectTypes organization

The intention of the "*ObjectTypes*" *Object* is that all *ObjectTypes* of the *Server* are either directly or indirectly accessible browsing *HierarchicalReferences* starting from this *Node*. However, this is not required and *Servers* might not provide some of their *ObjectTypes* because they may be well-known in the industry, such as the *ServerType* defined in 6.3.1.

This *Object* also indirectly references the *BaseEventType* defined in 6.4.2, which is the base type of all *EventTypes*. Thereby it is the entry point for all *EventTypes* provided by the *Server*.

It is required that the *Server* expose all its *EventTypes*, so a client can usefully subscribe to *Events*.

The "*ObjectTypes*" *Object* is formally defined in Table 91.

Table 91 – ObjectTypes definition

Attribute	Value		
BrowseName	ObjectTypes		
References	NodeClass	BrowseName	Comment
HasTypeDefinition	ObjectType	FolderType	Defined in 6.6
Organizes	ObjectType	BaseObjectType	Defined in 6.2
Conformance Units			
Base Info Core Types Folders			

8.2.7 VariableTypes

This standard *Object* is the browse entry point for *VariableType Nodes*. Figure 5 illustrates the structure beneath this *Node*. Only *Organizes References* are used to relate *Objects* and *VariableTypes* to the "*VariableTypes*" standard *Object*. The "*VariableTypes*" *Object* shall not reference any other *NodeClasses*.

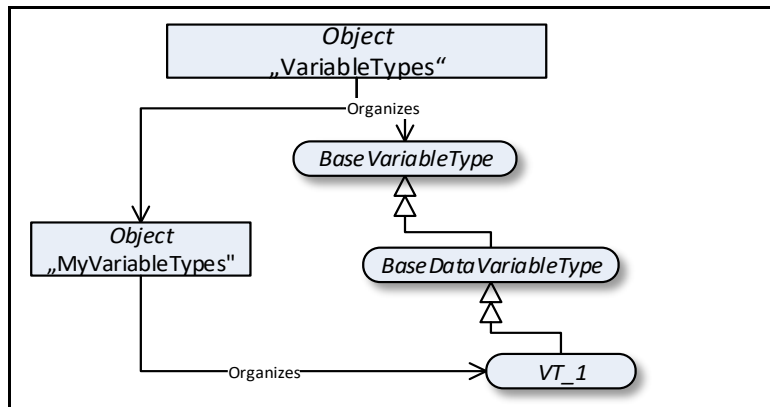


Figure 5 – VariableTypes organization

The intent of the "*VariableTypes*" *Object* is that all *VariableTypes* of the *Server* are either directly or indirectly accessible browsing *HierarchicalReferences* starting from this *Node*. However, this is not required and *Servers* might not provide some of their *VariableTypes*, because they may be well-known in the industry, such as the "*BaseVariableType*" defined in 7.2.

The "*VariableTypes*" *Object* is formally defined in Table 92.

Table 92 – VariableTypes definition

Attribute	Value		
BrowseName	VariableTypes		
References	NodeClass	BrowseName	Comment
HasTypeDefinition	ObjectType	FolderType	Defined in 6.6
Organizes	VariableType	BaseVariableType	Defined in 7.2
Conformance Units			
Base Info Core Types Folders			

8.2.8 ReferenceTypes

This standard *Object* is the browse entry point for *ReferenceType Nodes*. Figure 6 illustrates the organization of *ReferenceTypes*. *Organizes References* are used to define *ReferenceTypes* and *Objects* referenced by the "*ReferenceTypes*" *Object*. The "*ReferenceTypes*" *Object* shall not reference any other *NodeClasses*. See Clause 11 for a discussion of the standard *ReferenceTypes* that appear beneath the "*ReferenceTypes*" *Object*.

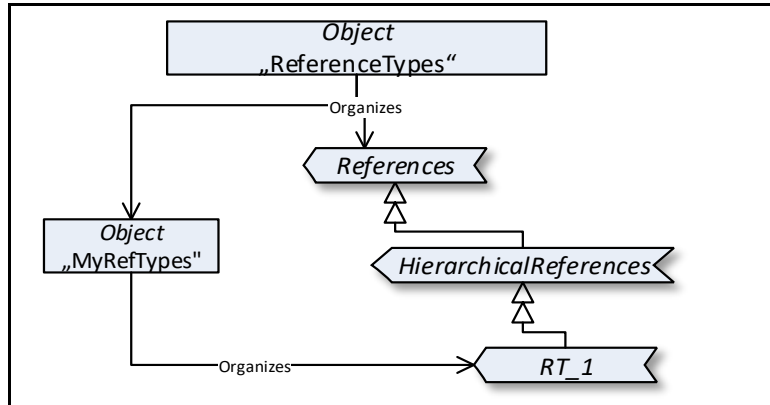


Figure 6 – ReferenceType definitions

Since *ReferenceTypes* will be used as filters in the browse *Service* and in queries, the *Server* shall provide all its *ReferenceTypes*, directly or indirectly following *hierarchical References* starting from the "*ReferenceTypes*" *Object*. This means that, whenever the client follows a *Reference*, the *Server* shall expose the type of this *Reference* in the *ReferenceType* hierarchy. It shall provide all *ReferenceTypes* so that the client would be able, following the inverse subtype of *References*, to come to the base *References ReferenceType*. It does not mean that the *Server* shall expose the *ReferenceTypes* that the client has not used any *Reference* of.

The "*ReferenceTypes*" *Object* is formally defined in Table 93.

Table 93 – ReferenceTypes definition

Attribute	Value		
BrowseName	ReferenceTypes		
References	NodeClass	BrowseName	Comment
HasTypeDefinition	ObjectType	FolderType	Defined in 6.6
Organizes	ReferenceType	References	Defined in 11.1
Conformance Units			
Base Info Core Types Folders			

8.2.9 DataTypes

This standard *Object* is the browse entry point for *DataTypes* that the *Server* wishes to expose in the *AddressSpace*.

DataType Nodes should be made available using *Organizes References* pointing either directly from the "*DataTypes*" *Object* to the *DataType Nodes* or using additional *Folder Objects* for grouping purposes. The intent is that all *DataTypes* of the *Server* exposed in the *AddressSpace* are accessible following *hierarchical References* starting from the "*DataTypes*" *Object*. However, this is not required.

The "*DataTypes*" *Object* is formally defined in Table 94.

Table 94 – DataTypes definition

Attribute	Value		
BrowseName	DataTypes		
References	NodeClass	BrowseName	Comment
HasTypeDefinition	ObjectType	FolderType	Defined in 6.6
Organizes	DataType	BaseDataType	Defined in 12.2
Conformance Units			
Base Info Core Types Folders			

8.2.10 EventTypes

This standard *Object Node* is the browse entry point for *EventType Nodes*. Figure 7 illustrates the structure beneath this *Node* showing some of the standard *EventTypes* defined in Clause

6. Only *Organizes References* are used to relate *Objects* and *ObjectTypes* to the "EventTypes" standard *Object*. The "EventTypes" *Object* shall not reference any other *NodeClasses*.

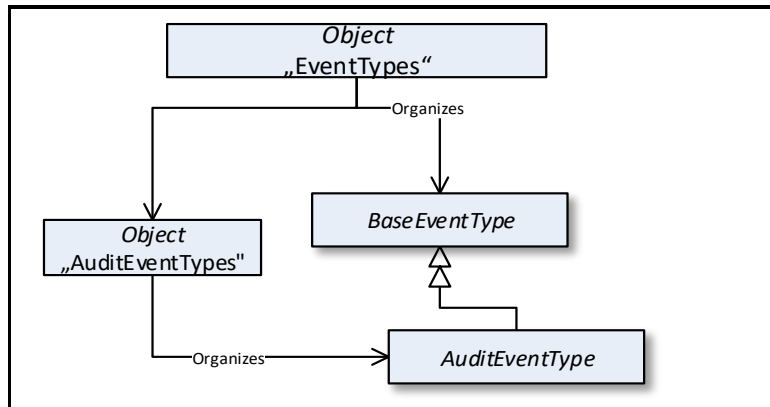


Figure 7 – EventTypes organization

The intention of the "EventTypes" *Object* is that all *EventTypes* of the *Server* are either directly or indirectly accessible browsing *HierarchicalReferences* starting from this *Node*. It is required that the *Server* expose all its *EventTypes*, so a client can usefully subscribe to *Events*.

The "EventTypes" *Object* is formally defined in Table 95.

Table 95 – EventTypes definition

Attribute	Value		
BrowseName	EventTypes		
References	NodeClass	BrowseName	Comment
HasTypeDefinition	ObjectType	FolderType	Defined in 6.6
Organizes	ObjectType	BaseEventType	Defined in 6.4.2
Conformance Units			
Address Space Events 2			

8.2.11 InterfaceTypes

This standard *Object Node* is the browse entry point for *ObjectType Nodes* that represent *Interfaces*. Figure 8 illustrates the structure beneath this *Node* showing some of the standard *ObjectTypes* defined in clause 6. Only *Organizes References* are used to relate *Objects* and *Interfaces* to the "InterfaceTypes" standard *Object*. The "InterfaceTypes" *Object* shall not reference any other *NodeClasses*.

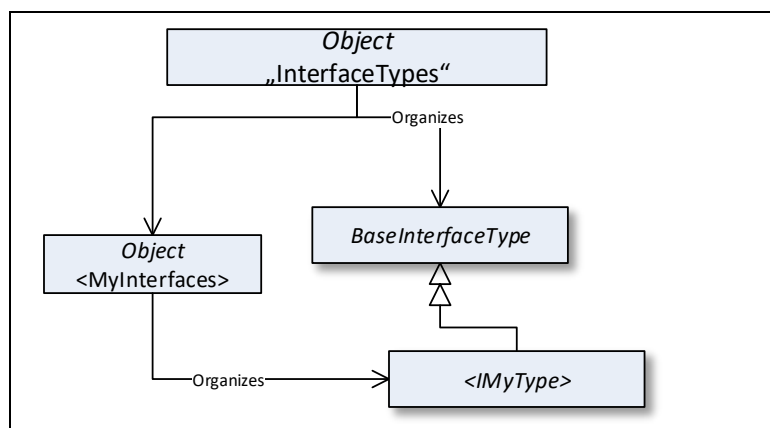


Figure 8 – InterfaceTypes Organization

The intention of the “*InterfaceTypes*” *Object* is that all *Interfaces* of the *Server* are either directly or indirectly accessible browsing *HierarchicalReferences* starting from this *Node*. However, this is not required and *Servers* might not provide some of their *Interfaces* because they may be well-known in the industry.

The “*InterfaceTypes*” *Object* is formally defined in Table 96.

Table 96 – InterfaceTypes definition

Attribute	Value		
BrowseName	InterfaceTypes		
References	NodeClass	BrowseName	Comment
HasTypeDefinition	ObjectType	FolderType	Defined in 6.6
Organizes	ObjectType	BaseInterfaceType	Defined in 6.9
Conformance Units			
Address Space Interfaces			

8.3 Server Object and its containing Objects

8.3.1 General

The *Server Object* and its containing *Objects* and *Variables* are built in a way that the information can be gained in several ways, suitable for different kinds of clients having different requirements. Annex A gives an overview of the design decisions made in providing the information in that way and discusses the pros and cons of the different approaches. Figure 9 gives an overview of the containing *Objects* and *Variables* of the diagnostic information of the *Server Object* and where the information can be found.

The *SessionsDiagnosticsSummary Object* contains one *Object* per session and a *Variable* with an array with one entry per session. This array is of a complex *DataType* holding the diagnostic information about the session. Each *Object* representing a session references a complex *Variable* containing the information about the session using the same *DataType* as the array containing information about all sessions. Such a *Variable* also exposes all its information as *Variables* with simple *DataTypes* containing the same information as in the complex *DataType*. Not shown in Figure 9 is the security-related information per session, which follows the same rules.

The *Server* provides an array with an entry per subscription containing diagnostic information about this subscription. Each entry of this array is also exposed as a complex *Variable* with *Variables* for each individual value. Each *Object* representing a session also provides such an array, but provides the subscriptions of that session.

The arrays containing information about the sessions or the subscriptions may be of different length for different connections with different user credentials since not all users may see all entries of the array. That also implies that the length of the array may change if the user is impersonated. Therefore, clients that subscribe to a specific index range may get unexpected results.

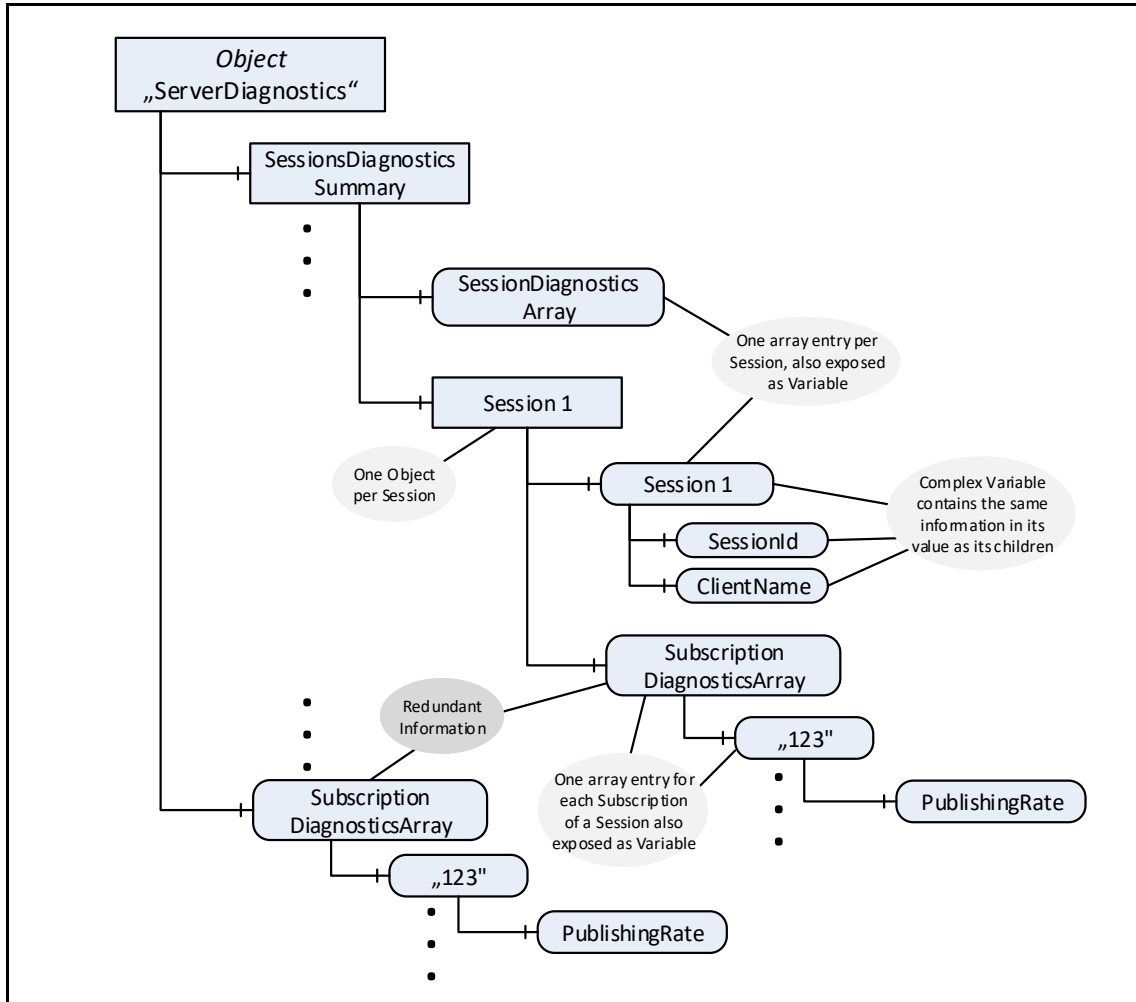


Figure 9 – Excerpt of diagnostic information of the Server

8.3.2 Server Object

This *Object* is used as the browse entry point for information about the *Server*. The content of this *Object* is already defined by its type definition in 6.3.1. It is formally defined in Table 97. The *Server Object* serves as root notifier, that is, its *EventNotifier Attribute* shall be set providing *Events*. All *Events* of the *Server* shall be accessible subscribing to the *Events* of the *Server Object*.

Table 97 – Server definition

Attribute	Value				
BrowseName	Server				
References	NodeClass	BrowseName	Data Type	TypeDefinition	ModellingRule
HasTypeDefinition	ObjectType	ServerType	Defined in 6.3.1		
Conformance Units					
Base Info Core Structure 2					
Address Space Events 2					

The additional definition for the conformance units of the Server Object are defined in Table 98.

Table 98 – Server Additional Conformance Units

BrowsePath	Conformance Units
ServerArray	Base Info Core Structure 2
NamespaceArray	Base Info Core Structure 2
ServerStatus	Base Info Core Structure 2

ServiceLevel		Base Info Core Structure 2
Auditing		Base Info Core Structure 2
VendorServerInfo		Base Info Core Structure 2
ServerRedundancy		Base Info Core Structure 2
ServerStatus		Base Info Core Structure 2
StartTime		
ServerStatus		Base Info Core Structure 2
CurrentTime		
ServerStatus		Base Info Core Structure 2
State		
ServerStatus		Base Info Core Structure 2
BuildInfo		
ServerStatus		Base Info Core Structure 2
BuildInfo		
ProductUri		
ServerStatus		Base Info Core Structure 2
BuildInfo		
ManufacturerName		
ServerStatus		Base Info Core Structure 2
BuildInfo		
ProductName		
ServerStatus		Base Info Core Structure 2
BuildInfo		
SoftwareVersion		
ServerStatus		Base Info Core Structure 2
BuildInfo		
BuildNumber		
ServerStatus		Base Info Core Structure 2
BuildInfo		
BuildDate		
ServerStatus		Base Info Core Structure 2
SecondsTillShutdown		
ServerStatus		Base Info Core Structure 2
ShutdownReason		
ServerRedundancy		Base Info Core Structure 2
RedundancySupport		
ServerCapabilities		Base Info Server Capabilities 2
ServerCapabilities		Base Info Server Capabilities 2
ServerProfileArray		
ServerCapabilities		Base Info Server Capabilities 2
LocaleIdArray		
ServerCapabilities		Base Info Server Capabilities 2
MinSupportedSampleRate		
ServerCapabilities		Base Info Server Capabilities 2
MaxBrowseContinuationPoints		
ServerCapabilities		Base Info Server Capabilities 2
SoftwareCertificates		
ServerCapabilities		Base Info Server Capabilities 2
MaxArrayLength		
ServerCapabilities		Base Info Server Capabilities 2
MaxStringLength		
ServerCapabilities		Base Info Server Capabilities 2
MaxByteStringLength		
ServerCapabilities		Base Info Server Capabilities 2
OperationLimits		
ServerCapabilities		Base Info Server Capabilities 2
ModellingRules		
ServerCapabilities		Base Info Server Capabilities 2
MaxSessions		
ServerCapabilities		Base Info Server Capabilities 2
ConformanceUnits		
ServerCapabilities		Base Info Server Capabilities 2

OperationLimits		
MaxNodesPerRead		
ServerCapabilities		Base Info Server Capabilities 2
OperationLimits		
MaxNodesPerWrite		
ServerCapabilities		Base Info Server Capabilities 2
OperationLimits		
MaxNodesPerBrowse		
ServerCapabilities		Base Info Server Capabilities 2
OperationLimits		
MaxNodesPerRegisterNodes		
ServerCapabilities		Base Info Server Capabilities 2
OperationLimits		
MaxNodesPerTranslateBrowsePathsToNodeIds		
ServerCapabilities		Base Info Server Capabilities Subscriptions
AggregateFunctions		
ServerCapabilities		Base Info Server Capabilities Subscriptions
MaxSubscriptions		
ServerCapabilities		Base Info Server Capabilities Subscriptions
MaxMonitoredItems		
ServerCapabilities		Base Info Server Capabilities Subscriptions
MaxSubscriptionsPerSession		
ServerCapabilities		Base Info Server Capabilities Subscriptions
MaxMonitoredItemsPerSubscription		
ServerCapabilities		Base Info Server Capabilities Subscriptions
OperationLimits		
MaxMonitoredItemsPerCall		
ServerDiagnostics		Base Info Diagnostics
ServerDiagnostics		Base Info Diagnostics
ServerDiagnosticsSummary		
ServerDiagnostics		Base Info Diagnostics
ServerDiagnosticsSummary		
ServerViewCount		
ServerDiagnostics		Base Info Diagnostics
ServerDiagnosticsSummary		
CurrentSessionCount		
ServerDiagnostics		Base Info Diagnostics
ServerDiagnosticsSummary		
CumulatedSessionCount		
ServerDiagnostics		Base Info Diagnostics
ServerDiagnosticsSummary		
SecurityRejectedSessionCount		
ServerDiagnostics		Base Info Diagnostics
ServerDiagnosticsSummary		
RejectedSessionCount		
ServerDiagnostics		Base Info Diagnostics
ServerDiagnosticsSummary		
SessionTimeoutCount		
ServerDiagnostics		Base Info Diagnostics
ServerDiagnosticsSummary		
SessionAbortCount		
ServerDiagnostics		Base Info Diagnostics
ServerDiagnosticsSummary		
PublishingIntervalCount		
ServerDiagnostics		Base Info Diagnostics
ServerDiagnosticsSummary		
CurrentSubscriptionCount		
ServerDiagnostics		Base Info Diagnostics
ServerDiagnosticsSummary		
CumulatedSubscriptionCount		
ServerDiagnostics		Base Info Diagnostics
ServerDiagnosticsSummary		

SecurityRejectedRequestsCount		
ServerDiagnostics		Base Info Diagnostics
ServerDiagnosticsSummary		
RejectedRequestsCount		
ServerDiagnostics		Base Info Diagnostics
SubscriptionDiagnosticsArray		
ServerDiagnostics		Base Info Diagnostics
SessionsDiagnosticsSummary		
ServerDiagnostics		Base Info Diagnostics
SessionsDiagnosticsSummary		
SessionDiagnosticsArray		
ServerDiagnostics		Base Info Diagnostics
SessionsDiagnosticsSummary		
SessionSecurityDiagnosticsArray		
ServerDiagnostics		Base Info Diagnostics
EnabledFlag		
ServerDiagnostics		Base Info Fixed SamplingInterval
SamplingIntervalDiagnosticsArray		
ServerCapabilities		Base Info Security Role Capabilities
RoleSet		
ServerCapabilities		Base Info Events Capabilities
MaxSelectClauseParameters		
ServerCapabilities		Base Info Events Capabilities
MaxWhereClauseParameters		
ServerCapabilities		Base Info Method Capabilities
OperationLimits		
MaxNodesPerMethodCall		
GetMonitoredItems		Base Info GetMonitoredItems Method
ResendData		Base Info ResendData Method
SetSubscriptionDurable		Subscription Durable 2017
EstimatedReturnTime		Base Info Estimated Return Time
UrisVersion		Session Sessionless Invocation
RequestServerStateChange		Base Info RequestServerStateChange Method
LocalTime		Base Info LocalTime
ServerCapabilities		Base Info History Read Capabilities
MaxHistoryContinuationPoints		
ServerCapabilities		Base Info History ReadData Capabilities
OperationLimits		
MaxNodesPerHistoryReadData		
ServerCapabilities		Base Info History ReadEvents Capabilities
OperationLimits		
MaxNodesPerHistoryReadEvents		
ServerCapabilities		Base Info History UpdateEvents Capabilities
OperationLimits		
MaxNodesPerHistoryUpdateData		
ServerCapabilities		Base Info History UpdateData Capabilities
OperationLimits		
MaxNodesPerHistoryUpdateEvents		
ServerCapabilities		Base Info Node Management Capabilities
OperationLimits		
MaxNodesPerNodeManagement		
ServerCapabilities		Base Info Query Capabilities
MaxQueryContinuationPoints		

ModellingRule Objects

8.3.3 ExposesItsArray

The *ModellingRule ExposesItsArray* is defined in OPC 10000-3. Its representation in the *AddressSpace*, the "*ExposesItsArray*" *Object*, is formally defined in Table 99.

Table 99 – ExposesItsArray definition

Attribute	Value		
BrowseName	ExposesItsArray		
References	NodeClass	BrowseName	Comment
HasTypeDefinition	ObjectType	ModellingRuleType	Defined in 6.5
Conformance Units			
Base Info Base Types			

8.3.4 Mandatory

The *ModellingRule Mandatory* is defined in OPC 10000-3. Its representation in the *AddressSpace*, the "*Mandatory*" *Object*, is formally defined in Table 100.

Table 100 – Mandatory definition

Attribute	Value		
BrowseName	Mandatory		
References	NodeClass	BrowseName	Comment
HasTypeDefinition	ObjectType	ModellingRuleType	Defined in 6.5
Conformance Units			
Base Info Base Types			

8.3.5 Optional

The *ModellingRule Optional* is defined in OPC 10000-3. Its representation in the *AddressSpace*, the "*Optional*" *Object*, is formally defined in Table 101.

Table 101 – Optional definition

Attribute	Value		
BrowseName	Optional		
References	NodeClass	BrowseName	Comment
HasTypeDefinition	ObjectType	ModellingRuleType	Defined in 6.5
Conformance Units			
Base Info Base Types			

8.3.6 OptionalPlaceholder

The *ModellingRule OptionalPlaceholder* is defined in OPC 10000-3. Its representation in the *AddressSpace*, the "*OptionalPlaceholder*" *Object*, is formally defined in Table 102.

Table 102 – OptionalPlaceholder definition

Attribute	Value		
BrowseName	OptionalPlaceholder		
References	NodeClass	BrowseName	Comment
HasTypeDefinition	ObjectType	ModellingRuleType	Defined in 6.5
Conformance Units			
Base Info Base Types			

8.3.7 MandatoryPlaceholder

The *ModellingRule MandatoryPlaceholder* is defined in OPC 10000-3. Its representation in the *AddressSpace*, the "*MandatoryPlaceholder*" *Object*, is formally defined in Table 103.

Table 103 – MandatoryPlaceholder definition

Attribute	Value		
BrowseName	MandatoryPlaceholder		
References	NodeClass	BrowseName	Comment
HasTypeDefinition	ObjectType	ModellingRuleType	Defined in 6.5
Conformance Units			
Base Info Base Types			

9 Standard Methods

9.1 GetMonitoredItems

GetMonitoredItems is used to get information about monitored items of a subscription. Its intended use is defined in OPC 10000-4.

Signature

```

GetMonitoredItems (
    [in] UInt32 subscriptionId
    [out] UInt32[] serverHandles
    [out] UInt32[] clientHandles
);

```

Argument	Description
subscriptionId	Identifier of the subscription.
serverHandles	Array of <i>monitoredItemIds</i> (serverHandles) for all <i>MonitoredItems</i> of the <i>Subscription</i> identified by subscriptionId
clientHandles	Array of clientHandles for all <i>MonitoredItems</i> of the <i>Subscription</i> identified by subscriptionId

Method Result Codes (defined in Call Service)

Result Code	Description
Bad_SubscriptionIdInvalid	Defined in OPC 10000-4
Bad_UserAccessDenied	Defined in OPC 10000-4 The <i>Method</i> was not called in the context of the <i>Session</i> that owns the <i>Subscription</i> .

Table 104 specifies the *AddressSpace* representation for the *GetMonitoredItems Method*.

Table 104 – GetMonitoredItems Method AddressSpace definition

Attribute	Value				
BrowseName	GetMonitoredItems				
References	NodeClass	BrowseName	Data Type	TypeDefinition	ModellingRule
HasProperty	Variable	InputArguments	Argument[]	PropertyType	Mandatory
HasProperty	Variable	OutputArguments	Argument[]	PropertyType	Mandatory
Conformance Units					
Base Info ServerType					

9.2 ResendData

ResendData is used to get the current values of the data monitored items of a *Subscription* where the *MonitoringMode* is set to *Reporting*. Its intended use is defined in OPC 10000-4 .

Signature

```

ResendData (
    [in] UInt32 subscriptionId
);

```

Argument	Description
subscriptionId	Identifier of the <i>Subscription</i> to refresh.

Method Result Codes (defined in Call Service)

Result Code	Description
Bad_SubscriptionIdInvalid	Defined in OPC 10000-4
Bad_UserAccessDenied	Defined in OPC 10000-4 The <i>Method</i> was not called in the context of the <i>Session</i> that owns the <i>Subscription</i> .

Table 105 specifies the *AddressSpace* representation for the *ResendData Method*.

Table 105 – ResendData Method AddressSpace definition

Attribute	Value				
BrowseName	ResendData				
References	NodeClass	BrowseName	Data Type	TypeDefinition	ModellingRule
HasProperty	Variable	InputArguments	Argument[]	PropertyType	Mandatory
Conformance Units					
Base Info ServerType					

9.3 SetSubscriptionDurable

SetSubscriptionDurable Method is used to set a *Subscription* into a mode where *MonitoredItem* data and event queues are stored and delivered even if an OPC UA *Client* was disconnected for a longer time or the OPC UA *Server* was restarted. Its intended use is defined in OPC 10000-4.

Signature

```

SetSubscriptionDurable (
    [in] UInt32 subscriptionId
    [in] UInt32 lifetimeInHours
    [out] UInt32 revisedLifetimeInHours
);
    
```

Argument	Description
subscriptionId	Identifier of the <i>Subscription</i> .
lifetimeInHours	The requested lifetime in hours for the durable <i>Subscription</i> .
revisedLifetimeInHours	The revised lifetime in hours the <i>Server</i> applied to the durable <i>Subscription</i> .

Method Result Codes (defined in Call Service)

Result Code	Description
Bad_SubscriptionIdInvalid	Defined in OPC 10000-4
Bad_InvalidState	Defined in OPC 10000-4 This is returned when a <i>Subscription</i> already contains <i>MonitoredItems</i> .
Bad_UserAccessDenied	Defined in OPC 10000-4 The <i>Method</i> was not called in the context of the <i>Session</i> that owns the <i>Subscription</i> .

Table 106 specifies the *AddressSpace* representation for the *SetSubscriptionDurable Method*.

Table 106 – SetSubscriptionDurable Method AddressSpace definition

Attribute	Value				
BrowseName	SetSubscriptionDurable				
References	NodeClass	BrowseName	Data Type	TypeDefinition	ModellingRule
HasProperty	Variable	InputArguments	Argument[]	PropertyType	Mandatory
HasProperty	Variable	OutputArguments	Argument[]	PropertyType	Mandatory
Conformance Units					
Base Info ServerType					

9.4 RequestServerStateChange

The *Method RequestServerStateChange* allows a *Client* to request a state change in the *Server*.

The *Client* shall provide credentials with administrative rights when invoking this *Method* on the *Server*.

Signature

```
RequestServerStateChange (
    [in] ServerState state
    [in] DateTime estimatedReturnTime
    [in] UInt32 secondsTillShutdown
    [in] LocalizedText reason
    [in] Boolean restart
);
```

Argument	Description
state	The requested target state for the <i>Server</i> . If the new state is accepted by the <i>Server</i> , the <i>State</i> in the <i>ServerStatus</i> is updated with the new value.
estimatedReturnTime	Indicates the time at which the <i>Server</i> is expected to be available in the state <i>RUNNING_0</i> . If no estimate is known, a null <i>DateTime</i> shall be provided. This time will be available in the <i>EstimatedReturnTime</i> Property. This parameter shall be ignored by the <i>Server</i> and the Property <i>EstimatedReturnTime</i> shall be set to null if the new state is <i>RUNNING_0</i> .
secondsTillShutdown	The number of seconds until a <i>Server</i> shutdown. This parameter is ignored unless the state is set to <i>SHUTDOWN_4</i> or restart is set to <i>True</i> .
reason	A localized text string that describes the reason for the state change request.
restart	A flag indicating if the <i>Server</i> should be restarted before it attempts to change into the requested change. If the restart is <i>True</i> the server changes its state to <i>SHUTDOWN_4</i> before the restart if <i>secondsTillShutdown</i> is not 0.

Method Result Codes (defined in Call Service)

Result Code	Description
Bad_UserAccessDenied	The current user is not authorized to invoke the method
Bad_InvalidState	The requested state was not accepted by the server

Table 107 specifies the *AddressSpace* representation for the *RequestServerStateChange Method*.

Table 107 – RequestServerStateChange Method AddressSpace definition

Attribute	Value				
BrowseName	RequestServerStateChange				
References	NodeClass	BrowseName	Data Type	TypeDefinition	ModellingRule
HasProperty	Variable	InputArguments	Argument[]	PropertyType	Mandatory
Conformance Units					
Base Info ServerType					

10 Standard Views

There are no core OPC UA *Views* defined.

11 Standard ReferenceTypes

11.1 References

This standard *ReferenceType* is defined in OPC 10000-3. Its representation in the *AddressSpace* is specified in Table 108.

Table 108 – References ReferenceType

Attributes	Value		
BrowseName	References		
InverseName	--		
Symmetric	True		
IsAbstract	True		
References	NodeClass	BrowseName	Comment
Conformance Units			
Base Info Base Types			

11.2 HierarchicalReferences

This standard *ReferenceType* is defined in OPC 10000-3. Its representation in the *AddressSpace* is specified in Table 109.

Table 109 – HierarchicalReferences ReferenceType

Attributes	Value		
BrowseName	HierarchicalReferences		
InverseName	--		
Symmetric	False		
IsAbstract	True		
References	NodeClass	BrowseName	Comment
Subtype of the <i>References ReferenceType</i> defined in 11.1.			
Conformance Units			
Base Info Base Types			

11.3 NonHierarchicalReferences

This standard *ReferenceType* is defined in OPC 10000-3. Its representation in the *AddressSpace* is specified in Table 110.

Table 110 – NonHierarchicalReferences ReferenceType

Attributes	Value		
BrowseName	NonHierarchicalReferences		
InverseName	--		
Symmetric	True		
IsAbstract	True		
References	NodeClass	BrowseName	Comment
Subtype of the <i>References ReferenceType</i> defined in 11.1.			
Conformance Units			
Base Info Base Types			

11.4 HasChild

This standard *ReferenceType* is defined in OPC 10000-3. Its representation in the *AddressSpace* is specified in Table 111.

Table 111 – HasChild ReferenceType

Attributes	Value		
BrowseName	HasChild		
InverseName	ChildOf		
Symmetric	False		
IsAbstract	True		
References	NodeClass	BrowseName	Comment
Subtype of the <i>HierarchicalReferences ReferenceType</i> defined in 11.2.			
Conformance Units			
Base Info Base Types			

11.5 Aggregates

This standard *ReferenceType* is defined in OPC 10000-3. Its representation in the *AddressSpace* is specified in Table 112.

Table 112 – Aggregates ReferenceType

Attributes	Value		
BrowseName	Aggregates		
InverseName	AggregatedBy		
Symmetric	False		
IsAbstract	True		
References	NodeClass	BrowseName	Comment
Subtype of the <i>HasChild ReferenceType</i> defined in 11.4.			
Conformance Units			
Base Info Base Types			

11.6 Organizes

This standard *ReferenceType* is defined in OPC 10000-3. Its representation in the *AddressSpace* is specified in Table 113.

Table 113 – Organizes ReferenceType

Attributes	Value		
BrowseName	Organizes		
InverseName	OrganizedBy		
Symmetric	False		
IsAbstract	False		
References	NodeClass	BrowseName	Comment
Subtype of the <i>HierarchicalReferences ReferenceType</i> defined in 11.2.			
Conformance Units			
Base Info Base Types			

11.7 HasComponent

This standard *ReferenceType* is defined in OPC 10000-3. Its representation in the *AddressSpace* is specified in Table 114.

Table 114 – HasComponent ReferenceType

Attributes	Value		
BrowseName	HasComponent		
InverseName	ComponentOf		
Symmetric	False		
IsAbstract	False		
References	NodeClass	BrowseName	Comment
Subtype of the <i>Aggregates ReferenceType</i> defined in 11.5.			
Conformance Units			
Base Info Base Types			

11.8 HasOrderedComponent

This standard *ReferenceType* is defined in OPC 10000-3. Its representation in the *AddressSpace* is specified in Table 115.

Table 115 – HasOrderedComponent ReferenceType

Attributes	Value		
BrowseName	HasOrderedComponent		
InverseName	OrderedComponentOf		
Symmetric	False		
IsAbstract	False		
References	NodeClass	BrowseName	Comment
Subtype of the <i>HasComponent ReferenceType</i> defined in 11.7.			
Conformance Units			
Base Info HasOrderedComponent			

11.9 HasProperty

This standard *ReferenceType* is defined in OPC 10000-3. Its representation in the *AddressSpace* is specified in Table 116.

Table 116 – HasProperty ReferenceType

Attributes	Value		
BrowseName	HasProperty		
InverseName	PropertyOf		
Symmetric	False		
IsAbstract	False		
References	NodeClass	BrowseName	Comment
Subtype of the <i>Aggregates ReferenceType</i> defined in 11.5.			
Conformance Units			
Base Info Base Types			

11.10 HasSubtype

This standard *ReferenceType* is defined in OPC 10000-3. Its representation in the *AddressSpace* is specified in Table 117.

Table 117 – HasSubtype ReferenceType

Attributes	Value		
BrowseName	HasSubtype		
InverseName	SubtypeOf		
Symmetric	False		
IsAbstract	False		
References	NodeClass	BrowseName	Comment
Subtype of the <i>HasChild ReferenceType</i> defined in 11.4.			
Conformance Units			
Base Info Base Types			

11.11 HasModellingRule

This standard *ReferenceType* is defined in OPC 10000-3. Its representation in the *AddressSpace* is specified in Table 118.

Table 118 – HasModellingRule ReferenceType

Attributes	Value		
BrowseName	HasModellingRule		
InverseName	ModellingRuleOf		
Symmetric	False		
IsAbstract	False		
References	NodeClass	BrowseName	Comment
Subtype of the <i>NonHierarchicalReferences ReferenceType</i> defined in 11.3.			
Conformance Units			
Base Info Base Types			

11.12 HasTypeDefinition

This standard *ReferenceType* is defined in OPC 10000-3. Its representation in the *AddressSpace* is specified in Table 119.

Table 119 – HasTypeDefinition ReferenceType

Attributes	Value		
BrowseName	HasTypeDefinition		
InverseName	TypeDefinitionOf		
Symmetric	False		
IsAbstract	False		
References	NodeClass	BrowseName	Comment
Subtype of the <i>NonHierarchicalReferences ReferenceType</i> defined in 11.3.			
Conformance Units			
Base Info Base Types			

11.13 HasEncoding

This standard *ReferenceType* is defined in OPC 10000-3. Its representation in the *AddressSpace* is specified in Table 120.

Table 120 – HasEncoding ReferenceType

Attributes	Value		
BrowseName	HasEncoding		
InverseName	EncodingOf		
Symmetric	False		
IsAbstract	False		
References	NodeClass	BrowseName	Comment
Subtype of the <i>NonHierarchicalReferences ReferenceType</i> defined in 11.3.			
Conformance Units			
Base Info Base Types			

11.14 HasEventSource

This standard *ReferenceType* is defined in OPC 10000-3. Its representation in the *AddressSpace* is specified in Table 121.

Table 121 – HasEventSource ReferenceType

Attributes	Value		
BrowseName	HasEventSource		
InverseName	EventSourceOf		
Symmetric	False		
IsAbstract	False		
References	NodeClass	BrowseName	Comment
Subtype of the <i>HierarchicalReferences ReferenceType</i> defined in 11.2.			
Conformance Units			
Address Space Source Hierarchy			

11.15 HasNotifier

This standard *ReferenceType* is defined in OPC 10000-3. Its representation in the *AddressSpace* is specified in Table 122.

Table 122 – HasNotifier ReferenceType

Attributes	Value		
BrowseName	HasNotifier		
InverseName	NotifierOf		
Symmetric	False		
IsAbstract	False		
References	NodeClass	BrowseName	Comment
Subtype of the <i>HasEventSource ReferenceType</i> defined in 11.14.			
Conformance Units			
Address Space Notifier Hierarchy			

11.16 GeneratesEvent

This standard *ReferenceType* is defined in OPC 10000-3. Its representation in the *AddressSpace* is specified in Table 123.

Table 123 – GeneratesEvent ReferenceType

Attributes	Value		
BrowseName	GeneratesEvent		
InverseName	GeneratedBy		
Symmetric	False		
IsAbstract	False		
References	NodeClass	BrowseName	Comment
Subtype of the <i>NonHierarchicalReferences ReferenceType</i> defined in 11.3.			
Conformance Units			
Address Space Events 2			

11.17 AlwaysGeneratesEvent

This standard *ReferenceType* is defined in OPC 10000-3. Its representation in the *AddressSpace* is specified in Table 124.

Table 124 – AlwaysGeneratesEvent ReferenceType

Attributes	Value		
BrowseName	AlwaysGeneratesEvent		
InverseName	AlwaysGeneratedBy		
Symmetric	False		
IsAbstract	False		
References	NodeClass	BrowseName	Comment
Subtype of the <i>GeneratesEvent ReferenceType</i> defined in 11.16.			
Conformance Units			
Address Space Events 2			

11.18 HasArgumentDescription

This standard *ReferenceType* is defined in OPC 10000-3. Its representation in the *AddressSpace* is specified in Table 125.

Table 125 – HasArgumentDescription ReferenceType

Attributes	Value		
BrowseName	HasArgumentDescription		
InverseName	ArgumentDescriptionOf		
Symmetric	False		
IsAbstract	False		
References	NodeClass	BrowseName	Comment
Subtype of the <i>HasComponent ReferenceType</i> defined in 11.7.			
Conformance Units			
Address Space Method Meta Data			

11.19 HasOptionalInputArgumentDescription

This standard *ReferenceType* is defined in OPC 10000-3. Its representation in the *AddressSpace* is specified in Table 126.

Table 126 – HasOptionalInputArgumentDescription ReferenceType

Attributes	Value		
BrowseName	HasOptionalInputArgumentDescription		
InverseName	OptionalInputArgumentDescriptionOf		
Symmetric	False		
IsAbstract	False		
References	NodeClass	BrowseName	Comment
Subtype of the <i>HasArgumentDescription ReferenceType</i> defined in 11.18.			
Conformance Units			
Address Space Method Meta Data			

11.20 HasInterface

This standard *ReferenceType* is defined in OPC 10000-3. Its representation in the *AddressSpace* is specified in Table 127.

Table 127 – HasInterface ReferenceType

Attributes	Value		
BrowseName	HasInterface		
InverseName	InterfaceOf		
Symmetric	False		
IsAbstract	False		
References	NodeClass	BrowseName	Comment
Subtype of the <i>NonHierarchicalReferences ReferenceType</i> defined in 11.3.			
Conformance Units			
Address Space Interfaces			

11.21 HasAddIn

This standard *ReferenceType* is defined in OPC 10000-3. Its representation in the *AddressSpace* is specified in Table 128.

Table 128 – HasAddIn ReferenceType

Attributes	Value		
BrowseName	HasAddIn		
InverseName	AddInOf		
Symmetric	False		
IsAbstract	False		
References	NodeClass	BrowseName	Comment
Subtype of the <i>HasComponent ReferenceType</i> defined in 11.7.			
Conformance Units			
Address Space AddIn Reference			

11.22 IsDeprecated

This standard *ReferenceType* is defined in OPC 10000-3. Its representation in the *AddressSpace* is specified in Table 129.

Table 129 – IsDeprecated ReferenceType

Attributes	Value		
BrowseName	IsDeprecated		
InverseName	Deprecates		
Symmetric	False		
IsAbstract	False		
References	NodeClass	BrowseName	Comment
Subtype of the <i>NonHierarchicalReferences ReferenceType</i> defined in 11.3.			
Conformance Units			
Base Info Deprecated Information			

11.23 HasStructuredComponent

This standard *ReferenceType* is defined in OPC 10000-3. Its representation in the *AddressSpace* is specified in Table 130.

Table 130 – HasStructuredComponent ReferenceType

Attributes	Value		
BrowseName	HasStructuredComponent		
InverseName	IsStructuredComponentOf		
Symmetric	False		
IsAbstract	False		
References	NodeClass	BrowseName	Comment
Subtype of the <i>HasComponent ReferenceType</i> defined in 11.7.			
Conformance Units			
Base Info Subvariables of Structures			

11.24 AssociatedWith

This standard *ReferenceType* is defined in OPC 10000-3. Its representation in the *AddressSpace* is specified in Table 131.

Table 131 – AssociatedWith ReferenceType

Attributes	Value		
BrowseName	AssociatedWith		
InverseName	--		
Symmetric	True		
IsAbstract	False		
References	NodeClass	BrowseName	Comment
Subtype of the <i>NonHierarchicalReferences ReferenceType</i> defined in 11.3.			
Conformance Units			
Base Info AssociatedWith			

12 Standard DataTypes

12.1 General

Standard *DataTypes* are described in the following subclauses.

12.2 DataTypes defined in OPC 10000-3

OPC 10000-3 defines a set of *DataTypes*. Their representations in the *AddressSpace* are defined in the following subclauses.

12.2.1 BaseDataType

The representation in the *AddressSpace* of the *BaseDataType DataType* is defined in Table 132.

Table 132 – BaseDataType definition

Attributes	Value				
BrowseName	BaseDataType				
IsAbstract	TRUE				
References	NodeClass	BrowseName	DataType	TypeDefinition	ModellingRule
Conformance Units					
Base Info Base Types					

12.2.2 Boolean

The representation in the *AddressSpace* of the *Boolean DataType* is specified in Table 133.

Table 133 – Boolean definition

Attributes	Value				
BrowseName	Boolean				
IsAbstract	FALSE				
References	NodeClass	BrowseName	DataType	TypeDefinition	ModellingRule
Subtype of the <i>BaseDataType DataType</i> defined in Table 132.					
Conformance Units					
Base Info Base Types					

12.2.3 ByteString

The representation in the *AddressSpace* of the *ByteString DataType* is defined in Table 134.

Table 134 – ByteString definition

Attributes	Value				
BrowseName	ByteString				
IsAbstract	FALSE				
References	NodeClass	BrowseName	Data Type	TypeDefinition	ModellingRule
Subtype of the <i>BaseDataType</i> <i>Data Type</i> defined in Table 132.					
Conformance Units					
Base Info Base Types					

12.2.3.1 AudioDataType

The representation in the *AddressSpace* of the *AudioDataType* *Data Type* is defined in Table 135.

Table 135 – AudioDataType definition

Attributes	Value				
BrowseName	AudioDataType				
IsAbstract	FALSE				
References	NodeClass	BrowseName	Data Type	TypeDefinition	ModellingRule
Subtype of the <i>ByteString</i> <i>Data Type</i> defined in Table 134.					
Conformance Units					
Base Info Audio Type					

12.2.3.2 Image

The representation in the *AddressSpace* of the *Image* *Data Type* is defined in Table 136.

Table 136 – Image definition

Attributes	Value				
BrowseName	Image				
IsAbstract	TRUE				
References	NodeClass	BrowseName	Data Type	TypeDefinition	ModellingRule
Subtype of the <i>ByteString</i> <i>Data Type</i> defined in Table 134.					
Conformance Units					
Base Info Image DataTypes					

12.2.3.3 ImageBMP

The representation in the *AddressSpace* of the *ImageBMP* *Data Type* is defined in Table 137.

Table 137 – ImageBMP definition

Attributes	Value				
BrowseName	ImageBMP				
IsAbstract	FALSE				
References	NodeClass	BrowseName	Data Type	TypeDefinition	ModellingRule
Subtype of the <i>Image</i> <i>Data Type</i> defined in Table 136.					
Conformance Units					
Base Info Image DataTypes					

12.2.3.4 ImageGIF

The representation in the *AddressSpace* of the *ImageGIF* *Data Type* is defined in Table 138.

Table 138 – ImageGIF definition

Attributes	Value				
BrowseName	ImageGIF				
IsAbstract	FALSE				
References	NodeClass	BrowseName	Data Type	TypeDefinition	ModellingRule
Subtype of the <i>Image DataType</i> defined in Table 136.					
Conformance Units					
Base Info Image DataTypes					

12.2.3.5 ImageJPG

The representation in the *AddressSpace* of the *ImageJPG DataType* is defined in Table 139.

Table 139 – ImageJPG definition

Attributes	Value				
BrowseName	ImageJPG				
IsAbstract	FALSE				
References	NodeClass	BrowseName	Data Type	TypeDefinition	ModellingRule
Subtype of the <i>Image DataType</i> defined in Table 136.					
Conformance Units					
Base Info Image DataTypes					

12.2.3.6 ImagePNG

The representation in the *AddressSpace* of the *ImagePNG DataType* is defined in Table 140.

Table 140 – ImagePNG definition

Attributes	Value				
BrowseName	ImagePNG				
IsAbstract	FALSE				
References	NodeClass	BrowseName	Data Type	TypeDefinition	ModellingRule
Subtype of the <i>Image DataType</i> defined in Table 136.					
Conformance Units					
Base Info Image DataTypes					

12.2.4 DateTime

The representation in the *AddressSpace* of the *DateTime DataType* is defined in Table 141.

Table 141 – DateTime definition

Attributes	Value				
BrowseName	DateTime				
IsAbstract	FALSE				
References	NodeClass	BrowseName	Data Type	TypeDefinition	ModellingRule
Subtype of the <i>BaseDataType DataType</i> defined in Table 132.					
Conformance Units					
Base Info Base Types					

12.2.4.1 UtcTime

The representation in the *AddressSpace* of the *UtcTime DataType* is defined in Table 142.

Table 142 – UtcTime definition

Attributes	Value				
BrowseName	UtcTime				
IsAbstract	FALSE				
References	NodeClass	BrowseName	Data Type	TypeDefinition	ModellingRule
Subtype of the <i>Date Time Data Type</i> defined in Table 141.					
Conformance Units					
Base Info Base Types					

12.2.5 Enumeration

The representation in the *AddressSpace* of the *Enumeration Data Type* is defined in Table 143.

Table 143 – Enumeration definition

Attributes	Value				
BrowseName	Enumeration				
IsAbstract	TRUE				
References	NodeClass	BrowseName	Data Type	TypeDefinition	ModellingRule
Subtype of the <i>Base Data Type Data Type</i> defined in Table 132.					
Conformance Units					
Base Info Base Types					

12.2.5.1 IdType

The representation in the *AddressSpace* of the *IdType Data Type* is defined in Table 144.

Table 144 – IdType definition

Attributes	Value				
BrowseName	IdType				
IsAbstract	FALSE				
References	NodeClass	BrowseName	Data Type	TypeDefinition	ModellingRule
Subtype of the <i>Enumeration Data Type</i> defined in Table 143.					
HasProperty	Variable	EnumStrings	LocalizedText[]	PropertyType	Mandatory
Conformance Units					
Base Info Base Types					

12.2.5.2 NodeClass

The representation in the *AddressSpace* of the *NodeClass Data Type* is defined in Table 145.

Table 145 – NodeClass definition

Attributes	Value				
BrowseName	NodeClass				
IsAbstract	FALSE				
References	NodeClass	BrowseName	Data Type	TypeDefinition	ModellingRule
Subtype of the <i>Enumeration Data Type</i> defined in Table 143.					
HasProperty	Variable	EnumValues	EnumValueType []	PropertyType	Mandatory
Conformance Units					
Base Info Base Types					

12.2.5.3 StructureType

The representation in the *AddressSpace* of the *StructureType Data Type* is defined in Table 146.

Table 146 – StructureType definition

Attributes	Value				
BrowseName	StructureType				
IsAbstract	FALSE				
References	NodeClass	BrowseName	Data Type	TypeDefinition	ModellingRule
Subtype of the <i>Enumeration DataType</i> defined in Table 143.					
HasProperty	Variable	EnumStrings	LocalizedText[]	PropertyType	Mandatory
Conformance Units					
Address Space DataTypeDefinition Attribute					

12.2.6 Guid

The representation in the *AddressSpace* of the *Guid DataType* is specified in Table 147.

Table 147 – Guid definition

Attributes	Value				
BrowseName	Guid				
IsAbstract	FALSE				
References	NodeClass	BrowseName	Data Type	TypeDefinition	ModellingRule
Subtype of the <i>BaseDataType DataType</i> defined in Table 132.					
Conformance Units					
Base Info Base Types					

12.2.7 LocalizedText

The representation in the *AddressSpace* of the *LocalizedText DataType* is specified in Table 148.

Table 148 – LocalizedText definition

Attributes	Value				
BrowseName	LocalizedText				
IsAbstract	FALSE				
References	NodeClass	BrowseName	Data Type	TypeDefinition	ModellingRule
Subtype of the <i>BaseDataType DataType</i> defined in Table 132.					
Conformance Units					
Base Info Base Types					

12.2.8 NodeId

The representation in the *AddressSpace* of the *NodeId DataType* is specified in Table 149.

Table 149 – NodeId definition

Attributes	Value				
BrowseName	NodeId				
IsAbstract	FALSE				
References	NodeClass	BrowseName	Data Type	TypeDefinition	ModellingRule
Subtype of the <i>BaseDataType DataType</i> defined in Table 132.					
Conformance Units					
Base Info Base Types					

12.2.9 Number

The representation in the *AddressSpace* of the *Number DataType* is defined in Table 150.

Table 150 – Number definition

Attributes	Value				
BrowseName	Number				
IsAbstract	TRUE				
References	NodeClass	BrowseName	Data Type	TypeDefinition	ModellingRule
Subtype of the <i>BaseDataType</i> <i>Data Type</i> defined in Table 132.					
Conformance Units					
Base Info Base Types					

12.2.9.1 Decimal

The representation in the *AddressSpace* of the *Decimal Data Type* is defined in Table 151.

Table 151 – Decimal definition

Attributes	Value				
BrowseName	Decimal				
IsAbstract	FALSE				
References	NodeClass	BrowseName	Data Type	TypeDefinition	ModellingRule
Subtype of the <i>Number Data Type</i> defined in Table 150.					
Conformance Units					
Base Info Decimal Data Type					

12.2.9.2 Double

The representation in the *AddressSpace* of the *Double Data Type* is defined in Table 152.

Table 152 – Double definition

Attributes	Value				
BrowseName	Double				
IsAbstract	FALSE				
References	NodeClass	BrowseName	Data Type	TypeDefinition	ModellingRule
Subtype of the <i>Number Data Type</i> defined in Table 150.					
Conformance Units					
Base Info Base Types					

12.2.9.3 Duration

The representation in the *AddressSpace* of the *Duration Data Type* is defined in Table 153.

Table 153 – Duration definition

Attributes	Value				
BrowseName	Duration				
IsAbstract	FALSE				
References	NodeClass	BrowseName	Data Type	TypeDefinition	ModellingRule
Subtype of the <i>Double Data Type</i> defined in Table 152.					
Conformance Units					
Base Info Base Types					

12.2.9.4 Float

The representation in the *AddressSpace* of the *Float Data Type* is defined in Table 154.

Table 154 – Float definition

Attributes	Value				
BrowseName	Float				
IsAbstract	FALSE				
References	NodeClass	BrowseName	Data Type	TypeDefinition	ModellingRule
Subtype of the <i>Number DataType</i> defined in Table 150.					
Conformance Units					
Base Info Base Types					

12.2.9.5 Integer

The representation in the *AddressSpace* of the *Integer DataType* is defined in Table 155.

Table 155 – Integer definition

Attributes	Value				
BrowseName	Integer				
IsAbstract	TRUE				
References	NodeClass	BrowseName	Data Type	TypeDefinition	ModellingRule
Subtype of the <i>Number DataType</i> defined in Table 150.					
Conformance Units					
Base Info Base Types					

12.2.9.6 Int16

The representation in the *AddressSpace* of the *Int16 DataType* is defined in Table 156.

Table 156 – Int16 definition

Attributes	Value				
BrowseName	Int16				
IsAbstract	FALSE				
References	NodeClass	BrowseName	Data Type	TypeDefinition	ModellingRule
Subtype of the <i>Integer DataType</i> defined in Table 155.					
Conformance Units					
Base Info Base Types					

12.2.9.7 Int32

The representation in the *AddressSpace* of the *Int32 DataType* is defined in Table 157.

Table 157 – Int32 definition

Attributes	Value				
BrowseName	Int32				
IsAbstract	FALSE				
References	NodeClass	BrowseName	Data Type	TypeDefinition	ModellingRule
Subtype of the <i>Integer DataType</i> defined in Table 155.					
Conformance Units					
Base Info Base Types					

12.2.9.8 Int64

The representation in the *AddressSpace* of the *Int64 DataType* is defined in Table 158.

Table 158 – Int64 definition

Attributes	Value				
BrowseName	Int64				
IsAbstract	FALSE				
References	NodeClass	BrowseName	Data Type	TypeDefinition	ModellingRule
Subtype of the <i>Integer DataType</i> defined in Table 155.					
Conformance Units					
Base Info Base Types					

12.2.9.9 SByte

The representation in the *AddressSpace* of the *SByte DataType* is defined in Table 159.

Table 159 – SByte definition

Attributes	Value				
BrowseName	SByte				
IsAbstract	FALSE				
References	NodeClass	BrowseName	Data Type	TypeDefinition	ModellingRule
Subtype of the <i>Integer DataType</i> defined in Table 155.					
Conformance Units					
Base Info Base Types					

12.2.9.10 UInteger

The representation in the *AddressSpace* of the *UInteger* are defined in Table 160.

Table 160 – UInteger definition

Attributes	Value				
BrowseName	UInteger				
IsAbstract	TRUE				
References	NodeClass	BrowseName	Data Type	TypeDefinition	ModellingRule
Subtype of the <i>Number DataType</i> defined in Table 150.					
Conformance Units					
Base Info Base Types					

12.2.9.11 Byte

The representation in the *AddressSpace* of the *Byte DataType* is defined in Table 161.

Table 161 – Byte definition

Attributes	Value				
BrowseName	Byte				
IsAbstract	FALSE				
References	NodeClass	BrowseName	Data Type	TypeDefinition	ModellingRule
Subtype of the <i>UInteger DataType</i> defined in Table 160.					
Conformance Units					
Base Info Base Types					

12.2.9.12 UInt16

The representation in the *AddressSpace* of the *UInt16 DataType* is defined in Table 162.

Table 162 – UInt16 definition

Attributes	Value				
BrowseName	UInt16				
IsAbstract	FALSE				
References	NodeClass	BrowseName	Data Type	TypeDefinition	ModellingRule
Subtype of the <i>UInteger DataType</i> defined in Table 160.					
Conformance Units					
Base Info Base Types					

12.2.9.13 AccessRestrictionType

The representation in the *AddressSpace* of the *AccessRestrictionType DataType* is defined in Table 163.

Table 163 – AccessRestrictionType definition

Attributes	Value				
BrowseName	AccessRestrictionType				
IsAbstract	FALSE				
References	NodeClass	BrowseName	Data Type	TypeDefinition	ModellingRule
HasProperty	Variable	OptionSetValues	LocalizedText[]	PropertyType	
Subtype of the <i>UInt16 DataType</i> defined in Table 162.					
Conformance Units					
Security Role Server Base					

12.2.9.14 UInt32

The representation in the *AddressSpace* of the *UInt32 DataType* is defined in Table 164.

Table 164 – UInt32 definition

Attributes	Value				
BrowseName	UInt32				
IsAbstract	FALSE				
References	NodeClass	BrowseName	Data Type	TypeDefinition	ModellingRule
Subtype of the <i>UInteger DataType</i> defined in Table 160.					
Conformance Units					
Base Info Base Types					

12.2.9.15 UInt64

The representation in the *AddressSpace* of the *UInt64 DataType* is defined in Table 165.

Table 165 – UInt64 definition

Attributes	Value				
BrowseName	UInt64				
IsAbstract	FALSE				
References	NodeClass	BrowseName	Data Type	TypeDefinition	ModellingRule
Subtype of the <i>UInteger DataType</i> defined in Table 160.					
Conformance Units					
Base Info Base Types					

12.2.10 QualifiedName

The representation in the *AddressSpace* of the *QualifiedName DataType* is specified in Table 166.

Table 166 – QualifiedName definition

Attributes	Value				
BrowseName	QualifiedName				
IsAbstract	FALSE				
References	NodeClass	BrowseName	Data Type	TypeDefinition	ModellingRule
Subtype of the <i>BaseDataType DataType</i> defined in Table 132.					
Conformance Units					
Base Info Base Types					

12.2.11 String

The representation in the *AddressSpace* of the *String DataType* is defined in Table 167.

Table 167 – String definition

Attributes	Value				
BrowseName	String				
IsAbstract	FALSE				
References	NodeClass	BrowseName	Data Type	TypeDefinition	ModellingRule
Subtype of the <i>BaseDataType DataType</i> defined in Table 132.					
Conformance Units					
Base Info Base Types					

12.2.11.1 LocaleId

The representation in the *AddressSpace* of the *LocaleId DataType* is defined in Table 168.

Table 168 – LocaleId definition

Attributes	Value				
BrowseName	LocaleId				
IsAbstract	FALSE				
References	NodeClass	BrowseName	Data Type	TypeDefinition	ModellingRule
Subtype of the <i>String DataType</i> defined in Table 167.					
Conformance Units					
Base Info ServerType					

12.2.11.2 NormalizedString

The representation in the *AddressSpace* of the *NormalizedString DataType* is defined in Table 169.

Table 169 – NormalizedString definition

Attributes	Value				
BrowseName	NormalizedString				
IsAbstract	FALSE				
References	NodeClass	BrowseName	Data Type	TypeDefinition	ModellingRule
Subtype of the <i>String DataType</i> defined in Table 167.					
Conformance Units					
Base Info NormalizedString DataType					

12.2.11.3 DecimalString

The representation in the *AddressSpace* of the *DecimalString DataType* is defined in Table 170.

Table 170 – DecimalString definition

Attributes	Value				
BrowseName	DecimalString				
IsAbstract	FALSE				
References	NodeClass	BrowseName	Data Type	TypeDefinition	ModellingRule
Subtype of the String <i>DataType</i> defined in Table 167.					
Conformance Units					
Base Info DecimalString <i>DataType</i>					

12.2.11.4 DurationString

The representation in the *AddressSpace* of the *DurationString DataType* is defined in Table 171.

Table 171 – DurationString definition

Attributes	Value				
BrowseName	DurationString				
IsAbstract	FALSE				
References	NodeClass	BrowseName	Data Type	TypeDefinition	ModellingRule
Subtype of the String <i>DataType</i> defined in Table 167.					
Conformance Units					
Base Info Date <i>DataTypes</i>					

12.2.11.5 TimeString

The representation in the *AddressSpace* of the *TimeString DataType* is defined in Table 172.

Table 172 – TimeString definition

Attributes	Value				
BrowseName	TimeString				
IsAbstract	FALSE				
References	NodeClass	BrowseName	Data Type	TypeDefinition	ModellingRule
Subtype of the String <i>DataType</i> defined in Table 167.					
Conformance Units					
Base Info Date <i>DataTypes</i>					

12.2.11.6 DateString

The representation in the *AddressSpace* of the *DateString DataType* is defined in Table 173.

Table 173 – DateString definition

Attributes	Value				
BrowseName	DateString				
IsAbstract	FALSE				
References	NodeClass	BrowseName	Data Type	TypeDefinition	ModellingRule
Subtype of the String <i>DataType</i> defined in Table 167.					
Conformance Units					
Base Info Date <i>DataTypes</i>					

12.2.12 Structure

The representation in the *AddressSpace* of the *Structure DataType* is defined in Table 174.

Table 174 – Structure definition

Attributes	Value				
BrowseName	Structure				
IsAbstract	TRUE				
References	NodeClass	BrowseName	Data Type	TypeDefinition	ModellingRule
Subtype of the <i>BaseDataType</i> <i>Data Type</i> defined in Table 132.					
Conformance Units					
Base Info Base Types					

12.2.12.1 Argument

The representation in the *AddressSpace* of the *Argument Data Type* is defined in Table 175.

Table 175 – Argument definition

Attributes	Value				
BrowseName	Argument				
IsAbstract	FALSE				
References	NodeClass	BrowseName	Data Type	TypeDefinition	ModellingRule
Subtype of the <i>Structure Data Type</i> defined in Table 174.					
Conformance Units					
Base Info Method Argument Data Type					

12.2.12.2 CurrencyUnitType

The representation in the *AddressSpace* of the *CurrencyUnitType Data Type* is defined in Table 176.

Table 176 – CurrencyUnitType definition

Attributes	Value				
BrowseName	CurrencyUnitType				
IsAbstract	FALSE				
References	NodeClass	BrowseName	Data Type	TypeDefinition	ModellingRule
Subtype of the <i>Structure Data Type</i> defined in Table 174.					
Conformance Units					
Base Info Currency					

12.2.12.3 DataTypeDefinition

The representation in the *AddressSpace* of the *DataTypeDefinition Data Type* is defined in Table 177.

Table 177 – DataTypeDefinition definition

Attributes	Value				
BrowseName	DataTypeDefinition				
IsAbstract	TRUE				
References	NodeClass	BrowseName	Data Type	TypeDefinition	ModellingRule
Subtype of the <i>Structure Data Type</i> defined in Table 174.					
Conformance Units					
Address Space DataTypeDefinition Attribute					

12.2.12.4 EnumDefinition

The representation in the *AddressSpace* of the *EnumDefinition Data Type* is defined in Table 178.

Table 178 – EnumDefinition definition

Attributes	Value				
BrowseName	EnumDefinition				
IsAbstract	FALSE				
References	NodeClass	BrowseName	Data Type	TypeDefinition	ModellingRule
Subtype of the DataTypeDefinition defined in Table 177.					
Conformance Units					
Address Space DataTypeDefinition Attribute					

12.2.12.5 StructureDefinition

The representation in the *AddressSpace* of the *StructureDefinition DataType* is defined in Table 179.

Table 179 – StructureDefinition definition

Attributes	Value				
BrowseName	StructureDefinition				
IsAbstract	FALSE				
References	NodeClass	BrowseName	Data Type	TypeDefinition	ModellingRule
Subtype of the DataTypeDefinition defined in Table 177.					
Conformance Units					
Address Space DataTypeDefinition Attribute					

12.2.12.6 EnumValueType

The representation in the *AddressSpace* of the *EnumValueType DataType* is defined in Table 180.

Table 180 – EnumValueType definition

Attributes	Value				
BrowseName	EnumValueType				
IsAbstract	FALSE				
References	NodeClass	BrowseName	Data Type	TypeDefinition	ModellingRule
Subtype of the <i>Structure DataType</i> defined in Table 174.					
Conformance Units					
Base Info Base Types					

12.2.12.7 EnumField

The representation in the *AddressSpace* of the *EnumField DataType* is defined in Table 181.

Table 181 – EnumField definition

Attributes	Value				
BrowseName	EnumField				
IsAbstract	FALSE				
References	NodeClass	BrowseName	Data Type	TypeDefinition	ModellingRule
Subtype of the <i>EnumValueType</i> defined in Table 180.					
Conformance Units					
Address Space DataTypeDefinition Attribute					

12.2.12.8 OptionSet

The representation in the *AddressSpace* of the *OptionSet DataType* is defined in Table 182.

Table 182 – OptionSet definition

Attributes	Value				
BrowseName	OptionSet				
IsAbstract	TRUE				
References	NodeClass	BrowseName	Data Type	TypeDefinition	ModellingRule
Subtype of the <i>Structure DataType</i> defined in Table 174.					
Conformance Units					
Base Info OptionSet DataType					

12.2.12.9 RolePermissionType

The representation in the *AddressSpace* of the *RolePermissionType DataType* is defined in Table 183.

Table 183 – RolePermissionType definition

Attributes	Value				
BrowseName	RolePermissionType				
IsAbstract	FALSE				
References	NodeClass	BrowseName	Data Type	TypeDefinition	ModellingRule
Subtype of the <i>Structure DataType</i> defined in Table 174.					
Conformance Units					
Security Role Server Base					

12.2.12.10 StructureField

The representation in the *AddressSpace* of the *StructureField DataType* is defined in Table 184.

Table 184 – StructureField definition

Attributes	Value				
BrowseName	StructureField				
IsAbstract	FALSE				
References	NodeClass	BrowseName	Data Type	TypeDefinition	ModellingRule
Subtype of the <i>Structure DataType</i> defined in Table 174.					
Conformance Units					
Address Space DataTypeDefinition Attribute					

12.2.12.11 TimeZoneDataType

The representation in the *AddressSpace* of the *TimeZoneDataType DataType* is defined in Table 185.

Table 185 – TimeZoneDataType definition

Attributes	Value				
BrowseName	TimeZoneDataType				
IsAbstract	FALSE				
References	NodeClass	BrowseName	Data Type	TypeDefinition	ModellingRule
Subtype of the <i>Structure DataType</i> defined in Table 174.					
Conformance Units					
Base Info LocalTime					

12.2.12.12 Union

The representation in the *AddressSpace* of the *Union DataType* is defined in Table 186.

Table 186 – Union definition

Attributes	Value				
BrowseName	Union				
IsAbstract	TRUE				
References	NodeClass	BrowseName	Data Type	TypeDefinition	ModellingRule
Subtype of the <i>Structure DataType</i> defined in Table 174.					
Conformance Units					
Base Info OptionSet DataType					

12.2.13 XmlElement

The representation in the *AddressSpace* of the *XmlElement DataType* is specified in Table 187.

Table 187 – XmlElement definition

Attributes	Value				
BrowseName	XmlElement				
IsAbstract	FALSE				
References	NodeClass	BrowseName	Data Type	TypeDefinition	ModellingRule
Subtype of the <i>BaseDataType DataType</i> defined in Table 132.					
Conformance Units					
Base Info Base Types					

12.3 DataTypes defined in OPC 10000-4

OPC 10000-4 defines a set of *DataTypes*. Their representations in the *AddressSpace* are defined in the following subclauses.

12.3.1 AddNodesItem

The representation in the *AddressSpace* of the *AddNodesItem DataType* is defined in Table 188.

Table 188 – AddNodesItem definition

Attributes	Value				
BrowseName	AddNodesItem				
IsAbstract	FALSE				
References	NodeClass	BrowseName	Data Type	TypeDefinition	ModellingRule
Subtype of the <i>Structure DataType</i> defined in Table 174.					
Conformance Units					
Auditing NodeManagement					

12.3.2 AddReferencesItem

The representation in the *AddressSpace* of the *AddReferencesItem DataType* is defined in Table 189.

Table 189 – AddReferencesItem definition

Attributes	Value				
BrowseName	AddReferencesItem				
IsAbstract	FALSE				
References	NodeClass	BrowseName	Data Type	TypeDefinition	ModellingRule
Subtype of the <i>Structure DataType</i> defined in Table 174.					
Conformance Units					
Auditing NodeManagement					

12.3.3 ApplicationDescription

The representation in the *AddressSpace* of the *ApplicationDescription DataType* is defined in Table 190.

Table 190 – ApplicationDescription definition

Attributes	Value				
BrowseName	ApplicationDescription				
IsAbstract	FALSE				
References	NodeClass	BrowseName	Data Type	TypeDefinition	ModellingRule
Subtype of the <i>Structure DataType</i> defined in Table 174.					
Conformance Units					
Base Info ServerType					

12.3.4 ContentFilter

The representation in the *AddressSpace* of the *ContentFilter DataType* is defined in Table 191.

Table 191 – ContentFilter definition

Attributes	Value				
BrowseName	ContentFilter				
IsAbstract	FALSE				
References	NodeClass	BrowseName	Data Type	TypeDefinition	ModellingRule
Subtype of the <i>Structure DataType</i> defined in Table 174.					
Conformance Units					
Base Info ContentFilter					

12.3.5 DataValue

The representation in the *AddressSpace* of the *DateValue DataType* is defined in Table 192.

Table 192 – DataValue definition

Attributes	Value				
BrowseName	DataValue				
IsAbstract	FALSE				
References	NodeClass	BrowseName	Data Type	TypeDefinition	ModellingRule
Subtype of the <i>BaseDataType DataType</i> defined in Table 132.					
Conformance Units					
Base Info Base Types					

12.3.6 DeleteNodesItem

The representation in the *AddressSpace* of the *DeleteNodesItem DataType* is defined in Table 193.

Table 193 – DeleteNodesItem definition

Attributes	Value				
BrowseName	DeleteNodesItem				
IsAbstract	FALSE				
References	NodeClass	BrowseName	Data Type	TypeDefinition	ModellingRule
Subtype of the <i>Structure DataType</i> defined in Table 174.					
Conformance Units					
Auditing NodeManagement					

12.3.7 DeleteReferencesItem

The representation in the *AddressSpace* of the *DeleteReferencesItem DataType* is defined in Table 194.

Table 194 – DeleteReferencesItem definition

Attributes	Value				
BrowseName	DeleteReferencesItem				
IsAbstract	FALSE				
References	NodeClass	BrowseName	Data Type	TypeDefinition	ModellingRule
Subtype of the <i>Structure DataType</i> defined in Table 174.					
Conformance Units					
Auditing NodeManagement					

12.3.8 DiagnosticInfo

The representation in the *AddressSpace* of the *DiagnosticInfo DataType* is defined in Table 195.

Table 195 – DiagnosticInfo definition

Attributes	Value				
BrowseName	DiagnosticInfo				
IsAbstract	FALSE				
References	NodeClass	BrowseName	Data Type	TypeDefinition	ModellingRule
Subtype of the <i>BaseDataType DataType</i> defined in Table 174.					
Conformance Units					
Base Info Base Types					

12.3.9 ExpandedNodeId

The representation in the *AddressSpace* of the *ExpandedNodeId DataType* is defined in Table 196.

Table 196 – ExpandedNodeId definition

Attributes	Value				
BrowseName	ExpandedNodeId				
IsAbstract	FALSE				
References	NodeClass	BrowseName	Data Type	TypeDefinition	ModellingRule
Subtype of the <i>BaseDataType DataType</i> defined in Table 174.					
Conformance Units					
Base Info Base Types					

12.3.10 MessageSecurityMode

The representation in the *AddressSpace* of the *MessageSecurityMode DataType* is defined in Table 197.

Table 197 – MessageSecurityMode definition

Attributes	Value				
BrowseName	MessageSecurityMode				
IsAbstract	FALSE				
References	NodeClass	BrowseName	Data Type	TypeDefinition	ModellingRule
Subtype of the <i>Enumeration DataType</i> defined in Table 143.					
HasProperty	Variable	EnumStrings	LocalizedText[]	PropertyType	
Conformance Units					
Base Info ServerType					

12.3.11 NumericRange

The representation in the *AddressSpace* of the *NumericRange DataType* is defined in Table 198.

Table 198 – NumericRange definition

Attributes	Value				
BrowseName	NumericRange				
IsAbstract	FALSE				
References	NodeClass	BrowseName	Data Type	TypeDefinition	ModellingRule
Subtype of the String <i>DataType</i> defined in Table 167.					
Conformance Units					
Base Info Base Types					

12.3.12 SecurityTokenRequestType

The representation in the *AddressSpace* of the *SecurityTokenRequestType DataType* is defined in Table 199.

Table 199 – SecurityTokenRequestType definition

Attributes	Value				
BrowseName	SecurityTokenRequestType				
IsAbstract	FALSE				
References	NodeClass	BrowseName	Data Type	TypeDefinition	ModellingRule
Subtype of the <i>Enumeration DataType</i> defined in Table 143.					
HasProperty	Variable	EnumStrings	LocalizedText[]	PropertyType	
Conformance Units					
Auditing Connections					

12.3.13 SignedSoftwareCertificate

The representation in the *AddressSpace* of the *SignedSoftwareCertificate DataType* is defined in Table 200.

Table 200 – SignedSoftwareCertificate definition

Attributes	Value				
BrowseName	SignedSoftwareCertificate				
IsAbstract	FALSE				
References	NodeClass	BrowseName	Data Type	TypeDefinition	ModellingRule
Subtype of the <i>Structure DataType</i> defined in Table 174.					
Conformance Units					
Auditing Connections					

12.3.14 StatusCode

The representation in the *AddressSpace* of the *StatusCode DataType* is defined in Table 201.

Table 201 – StatusCode definition

Attributes	Value				
BrowseName	StatusCode				
IsAbstract	FALSE				
References	NodeClass	BrowseName	Data Type	TypeDefinition	ModellingRule
Subtype of the <i>BaseDataType DataType</i> defined in Table 164.					
Conformance Units					
Base Info Base Types					

12.3.15 UserIdentityToken

The representation in the *AddressSpace* of the *UserIdentityToken DataType* is defined in Table 202.

Table 202 – UserIdentityToken definition

Attributes	Value				
BrowseName	UserIdentityToken				
IsAbstract	TRUE				
References	NodeClass	BrowseName	Data Type	TypeDefinition	ModellingRule
Subtype of the <i>Structure DataType</i> defined in Table 174.					
Conformance Units					
Auditing Connections					

12.3.15.1 AnonymousIdentityToken

The representation in the *AddressSpace* of the *AnonymousIdentityToken DataType* is defined in Table 203.

Table 203 – AnonymousIdentityToken definition

Attributes	Value				
BrowseName	AnonymousIdentityToken				
IsAbstract	FALSE				
References	NodeClass	BrowseName	Data Type	TypeDefinition	ModellingRule
Subtype of the <i>UserIdentityToken DataType</i> defined in Table 202.					
Conformance Units					
Auditing Connections					

12.3.15.2 IssuedIdentityToken

The representation in the *AddressSpace* of the *IssuedIdentityToken DataType* is defined in Table 204.

Table 204 – IssuedIdentityToken definition

Attributes	Value				
BrowseName	IssuedIdentityToken				
IsAbstract	FALSE				
References	NodeClass	BrowseName	Data Type	TypeDefinition	ModellingRule
Subtype of the <i>UserIdentityToken DataType</i> defined in Table 202.					
Conformance Units					
Auditing Connections					

12.3.15.3 UserNameIdentityToken

The representation in the *AddressSpace* of the *UserNameIdentityToken DataType* is defined in Table 205.

Table 205 – UserNameIdentityToken definition

Attributes	Value				
BrowseName	UserNameIdentityToken				
IsAbstract	FALSE				
References	NodeClass	BrowseName	Data Type	TypeDefinition	ModellingRule
Subtype of the <i>UserIdentityToken DataType</i> defined in Table 202.					
Conformance Units					
Auditing Connections					

12.3.15.4 X509IdentityToken

The representation in the *AddressSpace* of the *X509IdentityToken DataType* is defined in Table 206.

Table 206 – X509IdentityToken definition

Attributes	Value				
BrowseName	X509IdentityToken				
IsAbstract	FALSE				
References	NodeClass	BrowseName	Data Type	TypeDefinition	ModellingRule
Subtype of the <i>UserIdentityToken</i> <i>Data Type</i> defined in Table 202.					
Conformance Units					
Auditing Connections					

12.3.16 VersionTime

The representation in the *AddressSpace* of the *VersionTime* *Data Type* is defined in Table 207.

Table 207 – VersionTime definition

Attributes	Value				
BrowseName	VersionTime				
IsAbstract	FALSE				
References	NodeClass	BrowseName	Data Type	TypeDefinition	ModellingRule
Subtype of the <i>UInt32</i> <i>Data Type</i> defined in Table 164.					
Conformance Units					
Base Info ServerType					

12.4 BuildInfo

This structure contains elements that describe the build information of the *Server*. Its elements are defined in Table 208.

Table 208 – BuildInfo Structure

Name	Type	Description
BuildInfo	structure	Information that describes the build of the software.
productUri	String	URI that identifies the software
manufacturerName	String	Name of the software manufacturer.
productName	String	Name of the software.
softwareVersion	String	Software version
buildNumber	String	Build number
buildDate	UtcTime	Date and time of the build.

Its representation in the *AddressSpace* is defined in Table 209.

Table 209 – BuildInfo definition

Attributes	Value				
BrowseName	BuildInfo				
IsAbstract	FALSE				
References	NodeClass	BrowseName	Data Type	TypeDefinition	ModellingRule
Subtype of the <i>Structure</i> <i>Data Type</i> defined in Table 174.					
Conformance Units					
Base Info ServerType					

12.5 RedundancySupport

This *Data Type* is an enumeration that defines the redundancy support of the *Server*. Its values are defined in Table 210.

Table 210 – RedundancySupport values

Name	Value	Description
NONE	0	None means that there is no redundancy support.
COLD	1	Cold means that the server supports cold redundancy as defined in OPC 10000-4.
WARM	2	Warm means that the server supports warm redundancy as defined in OPC 10000-4.
HOT	3	Hot means that the server supports hot redundancy as defined in OPC 10000-4.
TRANSPARENT	4	Transparent means that the server supports transparent redundancy as defined in OPC 10000-4.
HOT_AND_MIRRORED	5	HotAndMirrored means that the server supports HotAndMirrored redundancy as defined in OPC 10000-4.

See OPC 10000-4 for a more detailed description of the different values.

Its representation in the *AddressSpace* is defined in Table 211.

Table 211 – RedundancySupport definition

Attributes	Value				
BrowseName	RedundancySupport				
IsAbstract	FALSE				
References	NodeClass	BrowseName	Data Type	Type Definition	Modelling Rule
Subtype of the <i>Enumeration DataType</i> defined in Table 143.					
HasProperty	Variable	EnumStrings	LocalizedText[]	PropertyType	Mandatory
Conformance Units					
Base Info ServerType					

12.6 ServerState

This *DataType* is an enumeration that defines the execution state of the *Server*. Its values are defined in Table 212.

Table 212 – ServerState values

Name	Value	Description
RUNNING	0	The <i>Server</i> is running normally. This is the usual state for a <i>Server</i> .
FAILED	1	A vendor-specific fatal error has occurred within the <i>Server</i> . The <i>Server</i> is no longer functioning. The recovery procedure from this situation is vendor-specific. Most <i>Service</i> requests should be expected to fail.
NO_CONFIGURATION	2	The <i>Server</i> is running but has no configuration information loaded and therefore does not transfer data.
SUSPENDED	3	The <i>Server</i> has been temporarily suspended by some vendor-specific method and is not receiving or sending data.
SHUTDOWN	4	The <i>Server</i> initiated a shut down or is in the process of shutting down. This <i>ServerState</i> is intended as an indication to <i>Clients</i> connected to the <i>Server</i> to orderly disconnect from the <i>Server</i> before the <i>Server</i> completes the shut down.
TEST	5	The <i>Server</i> is in Test Mode. The outputs are disconnected from the real hardware, but the <i>Server</i> will otherwise behave normally. Inputs may be real or may be simulated depending on the vendor implementation. <i>StatusCode</i> will generally be returned normally.
COMMUNICATION_FAULT	6	The <i>Server</i> is running properly, but is having difficulty accessing data from its data sources. This may be due to communication problems or some other problem preventing the underlying device, control system, etc. from returning valid data. It may be a complete failure, meaning that no data is available, or a partial failure, meaning that some data is still available. It is expected that items affected by the fault will individually return with a BAD FAILURE status code indication for the items.
UNKNOWN	7	This state is used only to indicate that the OPC UA <i>Server</i> does not know the state of underlying system.

Its representation in the *AddressSpace* is defined in Table 213.

Table 213 – ServerState definition

Attributes	Value				
BrowseName	ServerState				
IsAbstract	FALSE				
References	NodeClass	BrowseName	Data Type	Type Definition	Modelling Rule
Subtype of the <i>Enumeration DataType</i> defined in Table 143.					
HasProperty	Variable	EnumStrings	LocalizedText[]	PropertyType	Mandatory
Conformance Units					
Base Info ServerType					

12.7 RedundantServerDataType

This structure contains elements that describe the status of the *Server*. Its composition is defined in Table 214.

Table 214 – RedundantServerDataType Structure

Name	Type	Description
RedundantServerDataType	structure	
serverId	String	The Id of the server (not the URI).
serviceLevel	Byte	The service level of the server.
serverState	ServerState	The current state of the server.

Its representation in the *AddressSpace* is defined in Table 215.

Table 215 – RedundantServerDataType definition

Attributes	Value				
BrowseName	RedundantServerDataType				
IsAbstract	FALSE				
References	NodeClass	BrowseName	Data Type	Type Definition	Modelling Rule
Subtype of the <i>Structure DataType</i> defined in Table 174.					
Conformance Units					
Redundancy Server Transparent					

12.8 SamplingIntervalDiagnosticsDataType

This structure contains diagnostic information about the sampling rates currently used by the *Server*. Its elements are defined in Table 216.

Table 216 – SamplingIntervalDiagnosticsDataType Structure

Name	Type	Description
SamplingIntervalDiagnosticsDataType	structure	
samplingInterval	Duration	The sampling interval in milliseconds.
monitoredItemCount	UInt32	The number of <i>MonitoredItems</i> being sampled at this sample rate.
maxMonitoredItemCount	UInt32	The maximum number of <i>MonitoredItems</i> being sampled at this sample rate at the same time since the server was started (restarted).
disabledMonitoredItemCount	UInt32	The number of <i>MonitoredItems</i> at this sample rate whose sampling currently disabled.

Its representation in the *AddressSpace* is defined in Table 217.

Table 217 – SamplingIntervalDiagnosticsDataType definition

Attributes	Value				
BrowseName	SamplingIntervalDiagnosticsDataType				
IsAbstract	FALSE				
References	NodeClass	BrowseName	Data Type	TypeDefinition	ModellingRule
Subtype of the <i>Structure DataType</i> defined in Table 174.					
Conformance Units					
Base Info ServerType					

12.9 ServerDiagnosticsSummaryDataType

This structure contains diagnostic summary information for the *Server*. Its elements are defined in Table 218.

Table 218 – ServerDiagnosticsSummaryDataType Structure

Name	Type	Description
ServerDiagnosticsSummaryDataType	structure	
serverViewCount	UInt32	The number of server-created views in the server.
currentSessionCount	UInt32	The number of client sessions currently established in the server.
cumulatedSessionCount	UInt32	The cumulative number of client sessions that have been established in the server since the server was started (or restarted). This includes the <i>currentSessionCount</i> .
securityRejectedSessionCount	UInt32	The number of client session establishment requests (ActivateSession and CreateSession) that were rejected due to security constraints since the server was started (or restarted).
rejectedSessionCount	UInt32	The number of client session establishment requests (ActivateSession and CreateSession) that were rejected since the server was started (or restarted). This number includes the <i>securityRejectedSessionCount</i> .
sessionTimeoutCount	UInt32	The number of client sessions that were closed due to timeout since the server was started (or restarted).
sessionAbortCount	UInt32	The number of client sessions that were closed due to errors since the server was started (or restarted).
currentSubscriptionCount	UInt32	The number of subscriptions currently established in the server.
cumulatedSubscriptionCount	UInt32	The cumulative number of subscriptions that have been established in the server since the server was started (or restarted). This includes the <i>currentSubscriptionCount</i> .
publishingIntervalCount	UInt32	The number of publishing intervals currently supported in the server.
securityRejectedRequestsCount	UInt32	The number of requests that were rejected due to security constraints since the server was started (or restarted). The requests include all <i>Services</i> defined in OPC 10000-4, also requests to create sessions.
rejectedRequestsCount	UInt32	The number of requests that were rejected since the server was started (or restarted). The requests include all <i>Services</i> defined in OPC 10000-4, also requests to create sessions. This number includes the <i>securityRejectedRequestsCount</i> .

Its representation in the *AddressSpace* is defined in Table 219.

Table 219 – ServerDiagnosticsSummaryDataType definition

Attributes	Value				
BrowseName	ServerDiagnosticsSummaryDataType				
IsAbstract	FALSE				
References	NodeClass	BrowseName	Data Type	TypeDefinition	ModellingRule
Subtype of the <i>Structure DataType</i> defined in Table 174.					
Conformance Units					
Base Info ServerType					

12.10 ServerStatusDataType

This structure contains elements that describe the status of the *Server*. Its composition is defined in Table 220.

Table 220 – ServerStatusDataType Structure

Name	Type	Description
ServerStatusDataType	structure	
startTime	UtcTime	Time (UTC) the <i>Server</i> was started. This is constant for the <i>Server</i> instance and is not reset when the <i>Server</i> changes state. Each instance of a <i>Server</i> should keep the time when the process started.
currentTime	UtcTime	The current time (UTC) as known by the <i>Server</i> .
state	ServerState	The current state of the <i>Server</i> . Its values are defined in 12.6.
buildInfo	BuildInfo	
secondsTillShutdown	UInt32	Approximate number of seconds until the <i>Server</i> will be shut down. The value is only relevant once the state changes into SHUTDOWN_4. After the <i>Server</i> shut down is initiated, the state changes to SHUTDOWN_4 and the actual shut down should be delayed for a configurable time if <i>Clients</i> are connected to the <i>Server</i> to allow these <i>Clients</i> an orderly disconnect.
shutdownReason	LocalizedText	A localized text indicating the reason for the shutdown. The value is only relevant once the state changes into SHUTDOWN_4. If there is no specific reason for the shutdown, then this value may be set to null or it may be empty.

Its representation in the *AddressSpace* is defined in Table 221.

Table 221 – ServerStatusDataType definition

Attributes	Value				
BrowseName	ServerStatusDataType				
IsAbstract	FALSE				
References	NodeClass	BrowseName	DataType	TypeDefinition	ModellingRule
Subtype of the <i>Structure DataType</i> defined in Table 174.					
Conformance Units					
Base Info ServerType					

12.11 SessionDiagnosticsDataType

This structure contains diagnostic information about client sessions. Its elements are defined in Table 222. Most of the values represented in this structure provide information about the number of calls of a *Service*, the number of currently used *MonitoredItems*, etc. Those numbers need not provide the exact value; they need only provide the approximate number, so that the *Server* is not burdened with providing the exact numbers.

Table 222 – SessionDiagnosticsDataType Structure

Name	Type	Description
SessionDiagnosticsDataType	structure	
sessionId	NodId	Server-assigned identifier of the session.
sessionName	String	The name of the session provided in the CreateSession request.
clientDescription	Application Description	The description provided by the client in the CreateSession request.
serverUri	String	The serverUri request in the CreateSession request.
endpointUrl	String	The endpointUrl passed by the client to the CreateSession request.
localeIds	LocaleId[]	Array of LocaleIds specified by the client in the open session call.
actualSessionTimeout	Duration	The requested session timeout specified by the client in the open session call.
maxResponseMessageSize	UInt32	The maximum size for the response message sent to the client.
clientConnectionTime	UtcTime	The server timestamp when the client opens the session.

Name	Type	Description
clientLastContactTime	UtcTime	The server timestamp of the last request of the client in the context of the session.
currentSubscriptionsCount	UInt32	The number of subscriptions currently used by the session.
currentMonitoredItemsCount	UInt32	The number of <i>MonitoredItems</i> currently used by the session.
currentPublishRequestsInQueue	UInt32	The number of publish requests currently in the queue for the session.
totalRequestCount	ServiceCounter DataType	Counter of all <i>Services</i> , identifying the number of received requests of any <i>Services</i> on the session.
unauthorizedRequestCount	UInt32	Counter of all <i>Services</i> , identifying the number of <i>Service</i> requests that were rejected due to authorization failure.
readCount	ServiceCounter DataType	Counter of the Read <i>Service</i> , identifying the number of received requests of this <i>Service</i> on the session.
historyReadCount	ServiceCounter DataType	Counter of the HistoryRead <i>Service</i> , identifying the number of received requests of this <i>Service</i> on the session.
writeCount	ServiceCounter DataType	Counter of the Write <i>Service</i> , identifying the number of received requests of this <i>Service</i> on the session.
historyUpdateCount	ServiceCounter DataType	Counter of the HistoryUpdate <i>Service</i> , identifying the number of received requests of this <i>Service</i> on the session.
callCount	ServiceCounter DataType	Counter of the Call <i>Service</i> , identifying the number of received requests of this <i>Service</i> on the session.
createMonitoredItemsCount	ServiceCounter DataType	Counter of the CreateMonitoredItems <i>Service</i> , identifying the number of received requests of this <i>Service</i> on the session.
modifyMonitoredItemsCount	ServiceCounter DataType	Counter of the ModifyMonitoredItems <i>Service</i> , identifying the number of received requests of this <i>Service</i> on the session.
setMonitoringModeCount	ServiceCounter DataType	Counter of the SetMonitoringMode <i>Service</i> , identifying the number of received requests of this <i>Service</i> on the session.
setTriggeringCount	ServiceCounter DataType	Counter of the SetTriggering <i>Service</i> , identifying the number of received requests of this <i>Service</i> on the session.
deleteMonitoredItemsCount	ServiceCounter DataType	Counter of the DeleteMonitoredItems <i>Service</i> , identifying the number of received requests of this <i>Service</i> on the session.
createSubscriptionCount	ServiceCounter DataType	Counter of the CreateSubscription <i>Service</i> , identifying the number of received requests of this <i>Service</i> on the session.
modifySubscriptionCount	ServiceCounter DataType	Counter of the ModifySubscription <i>Service</i> , identifying the number of received requests of this <i>Service</i> on the session.
setPublishingModeCount	ServiceCounter DataType	Counter of the SetPublishingMode <i>Service</i> , identifying the number of received requests of this <i>Service</i> on the session.
publishCount	ServiceCounter DataType	Counter of the Publish <i>Service</i> , identifying the number of received requests of this <i>Service</i> on the session.
republishCount	ServiceCounter DataType	Counter of the Republish <i>Service</i> , identifying the number of received requests of this <i>Service</i> on the session.
transferSubscriptionsCount	ServiceCounter DataType	Counter of the TransferSubscriptions <i>Service</i> , identifying the number of received requests of this <i>Service</i> on the session.
deleteSubscriptionsCount	ServiceCounter DataType	Counter of the DeleteSubscriptions <i>Service</i> , identifying the number of received requests of this <i>Service</i> on the session.
addNodesCount	ServiceCounter DataType	Counter of the AddNodes <i>Service</i> , identifying the number of received requests of this <i>Service</i> on the session.
addReferencesCount	ServiceCounter DataType	Counter of the AddReferences <i>Service</i> , identifying the number of received requests of this <i>Service</i> on the session.
deleteNodesCount	ServiceCounter DataType	Counter of the DeleteNodes <i>Service</i> , identifying the number of received requests of this <i>Service</i> on the session.
deleteReferencesCount	ServiceCounter DataType	Counter of the DeleteReferences <i>Service</i> , identifying the number of received requests of this <i>Service</i> on the session.
browseCount	ServiceCounter DataType	Counter of the Browse <i>Service</i> , identifying the number of received requests of this <i>Service</i> on the session.
browseNextCount	ServiceCounter DataType	Counter of the BrowseNext <i>Service</i> , identifying the number of received requests of this <i>Service</i> on the session.
translateBrowsePathsToNodeIdsCount	ServiceCounter DataType	Counter of the TranslateBrowsePathsToNodeIds <i>Service</i> , identifying the number of received requests of this <i>Service</i> on the session.
queryFirstCount	ServiceCounter DataType	Counter of the QueryFirst <i>Service</i> , identifying the number of received requests of this <i>Service</i> on the session.
queryNextCount	ServiceCounter DataType	Counter of the QueryNext <i>Service</i> , identifying the number of received requests of this <i>Service</i> on the session.
registerNodesCount	ServiceCounter DataType	Counter of the RegisterNodes <i>Service</i> , identifying the number of received requests of this <i>Service</i> on the session.
unregisterNodesCount	ServiceCounter DataType	Counter of the UnregisterNodes <i>Service</i> , identifying the number of received requests of this <i>Service</i> on the session.

Its representation in the *AddressSpace* is defined in Table 223.

Table 223 – SessionDiagnosticsDataType definition

Attributes	Value				
BrowseName	SessionDiagnosticsDataType				
IsAbstract	FALSE				
References	NodeClass	BrowseName	DataType	TypeDefinition	ModellingRule
Subtype of the <i>Structure DataType</i> defined in Table 174.					
Conformance Units					
Base Info ServerType					

12.12 SessionSecurityDiagnosticsDataType

This structure contains security-related diagnostic information about client sessions. Its elements are defined in Table 224. Because this information is security-related, it shall only be accessible by authorised users.

Table 224 – SessionSecurityDiagnosticsDataType Structure

Name	Type	Description
SessionSecurityDiagnosticsDataType	structure	
sessionId	NodeId	Server-assigned identifier of the session.
clientIdOfSession	String	Name of authenticated user when creating the session.
clientIdHistory	String[]	Array containing the name of the authenticated user currently active (either from creating the session or from calling the <i>ActivateSession Service</i>) and the history of those names. Each time the active user changes, an entry shall be made at the end of the array. The active user is always at the end of the array. Servers may restrict the size of this array, but shall support at least a size of 2. How the name of the authenticated user can be obtained from the system via the information received as part of the session establishment is defined in 6.4.3.
authenticationMechanism	String	Type of authentication currently used by the session. The String shall be one of the lexical names of the <i>UserIdentityTokenType Enum</i> .
encoding	String	Which encoding is used on the wire. The String shall be 'XML', 'JSON' or 'UA Binary'.
transportProtocol	String	Which transport protocol is used. The String shall be the scheme from the URL used to establish the session. For example, 'opc.tcp', 'opc.wss' or 'https'. The formal protocol URL scheme strings are defined in OPC 10000-6.
securityMode	MessageSecurityMode	The message security mode used for the session.
securityPolicyUri	String	The name of the security policy used for the session.
clientCertificate	ByteString	The application instance certificate provided by the client in the <i>CreateSession</i> request.

Its representation in the *AddressSpace* is defined in Table 225.

Table 225 – SessionSecurityDiagnosticsDataType definition

Attributes	Value				
BrowseName	SessionSecurityDiagnosticsDataType				
IsAbstract	FALSE				
References	NodeClass	BrowseName	DataType	TypeDefinition	ModellingRule
Subtype of the <i>Structure DataType</i> defined in Table 174.					
Conformance Units					
Base Info ServerType					

12.13 ServiceCounterDataType

This structure contains diagnostic information about subscriptions. Its elements are defined in Table 226.

Table 226 – ServiceCounterDataType Structure

Name	Type	Description
ServiceCounterDataType	structure	
totalCount	UInt32	The number of <i>Service</i> requests that have been received.
errorCount	UInt32	The total number of <i>Service</i> requests that were rejected.

Its representation in the *AddressSpace* is defined in Table 227.

Table 227 – ServiceCounterDataType definition

Attributes	Value				
BrowseName	ServiceCounterDataType				
IsAbstract	FALSE				
References	NodeClass	BrowseName	DataType	TypeDefinition	ModellingRule
Subtype of the <i>Structure DataType</i> defined in Table 174.					
Conformance Units					
Base Info ServerType					

12.14 StatusResult

This structure combines a *StatusCode* and diagnostic information and can, for example, be used by Methods to return several *StatusCodes* and the corresponding diagnostic information that are not handled in the *Call Service* parameters. The elements of this *DataType* are defined in Table 228. Whether the diagnosticInfo is returned depends on the setting of the *Service* calls.

Table 228 – StatusResult Structure

Name	Type	Description
StatusResult	structure	
statusCode	StatusCode	The <i>StatusCode</i> .
diagnosticInfo	DiagnosticInfo	The diagnostic information for the <i>statusCode</i> .

Its representation in the *AddressSpace* is defined in Table 229.

Table 229 – StatusResult definition

Attributes	Value				
BrowseName	StatusResult				
IsAbstract	FALSE				
References	NodeClass	BrowseName	DataType	TypeDefinition	ModellingRule
Subtype of the <i>Structure DataType</i> defined in Table 174.					
Conformance Units					
Base Info StatusResult DataType					

12.15 SubscriptionDiagnosticsDataType

This structure contains diagnostic information about subscriptions. Its elements are defined in Table 230.

Table 230 – SubscriptionDiagnosticsDataType Structure

Name	Type	Description
SubscriptionDiagnosticsDataType	structure	
sessionId	NodeId	Server-assigned identifier of the session the subscription belongs to.
subscriptionId	UInt32	Server-assigned identifier of the subscription.
priority	Byte	The priority the client assigned to the subscription.
publishingInterval	Duration	The publishing interval of the subscription in milliseconds
maxKeepAliveCount	UInt32	The maximum keep-alive count of the subscription.
maxLifetimeCount	UInt32	The maximum lifetime count of the subscription.
maxNotificationsPerPublish	UInt32	The maximum number of notifications per publish response.
publishingEnabled	Boolean	Whether publishing is enabled for the subscription.
modifyCount	UInt32	The number of ModifySubscription requests received for the subscription.
enableCount	UInt32	The number of times the subscription has been enabled.
disableCount	UInt32	The number of times the subscription has been disabled.
republishRequestCount	UInt32	The number of Republish <i>Service</i> requests that have been received and processed for the subscription.
republishMessageRequestCount	UInt32	The total number of messages that have been requested to be republished for the subscription. Note that due to the design of the Republish <i>Service</i> this number is always equal to the republishRequestCount.
republishMessageCount	UInt32	The number of messages that have been successfully republished for the subscription.
transferRequestCount	UInt32	The total number of TransferSubscriptions <i>Service</i> requests that have been received for the subscription.
transferredToAltClientCount	UInt32	The number of times the subscription has been transferred to an alternate client.
transferredToSameClientCount	UInt32	The number of times the subscription has been transferred to an alternate session for the same client.
publishRequestCount	UInt32	The number of Publish <i>Service</i> requests that have been received and processed for the subscription.
dataChangeNotificationsCount	UInt32	The number of data change <i>Notifications</i> sent by the subscription. A data change <i>Notification</i> is one element of the <i>monitoredItems</i> array in a <i>DataChangeNotification Structure</i> sent in a <i>Publish</i> response.
eventNotificationsCount	UInt32	The number of <i>Event Notifications</i> sent by the subscription. An <i>Event Notification</i> is one event entry in an <i>EventNotificationList</i> sent in a <i>Publish</i> response.
notificationsCount	UInt32	The total number of <i>Notifications</i> sent by the subscription. This is the sum of <i>dataChangeNotificationsCount</i> and <i>eventNotificationsCount</i> .
latePublishRequestCount	UInt32	The number of times the subscription has entered the LATE State, i.e. the number of times the publish timer expires and there are unsent notifications.
currentKeepAliveCount	UInt32	The number of times the subscription has entered the KEEPALIVE State.
currentLifetimeCount	UInt32	The current lifetime count of the subscription.
unacknowledgedMessageCount	UInt32	The number of unacknowledged messages saved in the republish queue.
discardedMessageCount	UInt32	The number of messages that were discarded before they were acknowledged.
monitoredItemCount	UInt32	The total number of monitored items of the subscription, including the disabled monitored items.
disabledMonitoredItemCount	UInt32	The number of disabled monitored items of the subscription.
monitoringQueueOverflowCount	UInt32	The number of times a monitored item dropped notifications because of a queue overflow.
nextSequenceNumber	UInt32	Sequence number for the next notification message.
eventQueueOverFlowCount	UInt32	The number of times a monitored item in the subscription has generated an Event of type <i>EventQueueOverflowEventType</i> .

Its representation in the *AddressSpace* is defined in Table 231.

Table 231 – SubscriptionDiagnosticsDataType definition

Attributes	Value				
BrowseName	SubscriptionDiagnosticsDataType				
IsAbstract	FALSE				
References	NodeClass	BrowseName	DataType	TypeDefinition	ModellingRule
Subtype of the <i>Structure DataType</i> defined in Table 174.					
Conformance Units					
Base Info ServerType					

12.16 ModelChangeStructureDataType

This structure contains elements that describe changes of the model. Its composition is defined in Table 232.

Table 232 – ModelChangeStructureDataType Structure

Name	Type	Description																					
ModelChangeStructureDataType	structure																						
affected	NodeId	<i>NodeId</i> of the <i>Node</i> that was changed. The client should assume that the <i>affected Node</i> has been created or deleted, had a <i>Reference</i> added or deleted, or the <i>DataType</i> has changed as described by the <i>verb</i> .																					
affectedType	NodeId	If the <i>affected Node</i> was an <i>Object</i> or <i>Variable</i> , <i>affectedType</i> contains the <i>NodeId</i> of the <i>TypeDefinitionNode</i> of the <i>affected Node</i> . Otherwise it is set to null.																					
verb	Byte	<p>Describes the changes happening to the affected <i>Node</i>. The <i>verb</i> is an 8-bit unsigned integer used as bit mask with the structure defined in the following table:</p> <table border="1"> <thead> <tr> <th>Field</th> <th>Bit</th> <th>Description</th> </tr> </thead> <tbody> <tr> <td>NodeAdded</td> <td>0</td> <td>Indicates the <i>affected Node</i> has been added.</td> </tr> <tr> <td>NodeDeleted</td> <td>1</td> <td>Indicates the <i>affected Node</i> has been deleted.</td> </tr> <tr> <td>ReferenceAdded</td> <td>2</td> <td>Indicates a <i>Reference</i> has been added. The affected <i>Node</i> may be either a <i>SourceNode</i> or <i>TargetNode</i>. Note that an added bidirectional <i>Reference</i> is reflected by two changes.</td> </tr> <tr> <td>ReferenceDeleted</td> <td>3</td> <td>Indicates a <i>Reference</i> has been deleted. The affected <i>Node</i> may be either a <i>SourceNode</i> or <i>TargetNode</i>. Note that a deleted bidirectional <i>Reference</i> is reflected by two changes.</td> </tr> <tr> <td>DataTypeChanged</td> <td>4</td> <td>This verb may be used only for affected <i>Nodes</i> that are <i>Variables</i> or <i>VariableTypes</i>. It indicates that the <i>DataType Attribute</i> has changed.</td> </tr> <tr> <td>Reserved</td> <td>5:7</td> <td>Reserved for future use. Shall always be zero.</td> </tr> </tbody> </table> <p>A verb may identify several changes on the affected <i>Node</i> at once. This feature should be used if event compression is used (see OPC 10000-3 for details). Note that all <i>verbs</i> shall always be considered in the context where the <i>ModelChangeStructureDataType</i> is used. A <i>NodeDeleted</i> may indicate that a <i>Node</i> was removed from a view but still exists in other <i>Views</i>.</p>	Field	Bit	Description	NodeAdded	0	Indicates the <i>affected Node</i> has been added.	NodeDeleted	1	Indicates the <i>affected Node</i> has been deleted.	ReferenceAdded	2	Indicates a <i>Reference</i> has been added. The affected <i>Node</i> may be either a <i>SourceNode</i> or <i>TargetNode</i> . Note that an added bidirectional <i>Reference</i> is reflected by two changes.	ReferenceDeleted	3	Indicates a <i>Reference</i> has been deleted. The affected <i>Node</i> may be either a <i>SourceNode</i> or <i>TargetNode</i> . Note that a deleted bidirectional <i>Reference</i> is reflected by two changes.	DataTypeChanged	4	This verb may be used only for affected <i>Nodes</i> that are <i>Variables</i> or <i>VariableTypes</i> . It indicates that the <i>DataType Attribute</i> has changed.	Reserved	5:7	Reserved for future use. Shall always be zero.
Field	Bit	Description																					
NodeAdded	0	Indicates the <i>affected Node</i> has been added.																					
NodeDeleted	1	Indicates the <i>affected Node</i> has been deleted.																					
ReferenceAdded	2	Indicates a <i>Reference</i> has been added. The affected <i>Node</i> may be either a <i>SourceNode</i> or <i>TargetNode</i> . Note that an added bidirectional <i>Reference</i> is reflected by two changes.																					
ReferenceDeleted	3	Indicates a <i>Reference</i> has been deleted. The affected <i>Node</i> may be either a <i>SourceNode</i> or <i>TargetNode</i> . Note that a deleted bidirectional <i>Reference</i> is reflected by two changes.																					
DataTypeChanged	4	This verb may be used only for affected <i>Nodes</i> that are <i>Variables</i> or <i>VariableTypes</i> . It indicates that the <i>DataType Attribute</i> has changed.																					
Reserved	5:7	Reserved for future use. Shall always be zero.																					

Its representation in the *AddressSpace* is defined in Table 233.

Table 233 – ModelChangeStructureDataType definition

Attributes	Value				
BrowseName	ModelChangeStructureDataType				
IsAbstract	FALSE				
References	NodeClass	BrowseName	DataType	TypeDefinition	ModellingRule
Subtype of the <i>Structure DataType</i> defined in Table 174.					
Conformance Units					
Base Info Model Change General					

12.17 SemanticChangeStructureDataType

This structure contains elements that describe a change of the model. Its composition is defined in Table 234.

Table 234 – SemanticChangeStructureDataType Structure

Name	Type	Description
SemanticChangeStructureDataType	structure	
affected	NodeId	NodeId of the Node that owns the Property that has changed.
affectedType	NodeId	If the affected Node was an Object or Variable, affectedType contains the NodeId of the TypeDefinitionNode of the affected Node. Otherwise it is set to null.

Its representation in the AddressSpace is defined in Table 235.

Table 235 – SemanticChangeStructureDataType definition

Attributes	Value				
BrowseName	SemanticChangeStructureDataType				
IsAbstract	FALSE				
References	NodeClass	BrowseName	DataType	TypeDefinition	ModellingRule
Subtype of the Structure DataType defined in Table 174.					
Conformance Units					
Base Info SemanticChange					

12.18 BitFieldMaskDataType

This simple DataType is a subtype of UInt64 and represents a bit mask up to 32 bits where individual bits can be written without modifying the other bits.

The first 32 bits (least significant bits) of the BitFieldMaskDataType represent the bit mask and the second 32 bits represent the validity of the bits in the bit mask. When the Server returns the value to the client, the validity provides information of which bits in the bit mask have a meaning. When the client passes the value to the Server, the validity defines which bits should be written. Only those bits defined in validity are changed in the bit mask, all others stay the same. The BitFieldMaskDataType can be used as DataType in the OptionSetType VariableType

Its representation in the AddressSpace is defined in Table 236.

Table 236 – BitFieldMaskDataType definition

Attributes	Value				
BrowseName	BitFieldMaskDataType				
IsAbstract	FALSE				
References	NodeClass	BrowseName	DataType	TypeDefinition	ModellingRule
Subtype of the UInt64 DataType defined in Table 165.					
Conformance Units					
Base Info BitFieldMaskDataType					

12.19 NetworkGroupDataType

This structure contains information on different network paths for one Server. Its composition is defined in Table 237.

Table 237 – NetworkGroupDataType Structure

Name	Type	Description
NetworkGroupDataType	structure	
serverUri	String	URI of the Server represented by the network group.
networkPaths	EndpointUrlListDataType[]	Array of different network paths to the server, for example provided by different network cards in a Server node. Each network path can have several Endpoints representing different protocol options for the same path.

Its representation in the *AddressSpace* is defined in Table 238.

Table 238 – NetworkGroupDataType definition

Attributes	Value				
BrowseName	NetworkGroupDataType				
IsAbstract	FALSE				
References	NodeClass	BrowseName	DataType	TypeDefinition	ModellingRule
Subtype of the <i>Structure DataType</i> defined in Table 174.					
Conformance Units					
Redundancy Server					

12.20 EndpointUrlListDataType

This structure represents a list of URLs of an *Endpoint*. Its composition is defined in Table 239.

Table 239 – EndpointUrlListDataType Structure

Name	Type	Description
EndpointUrlListDataType	structure	
endpointUrlList	String[]	List of URLs of an Endpoint.

Its representation in the *AddressSpace* is defined in Table 240.

Table 240 – EndpointUrlListDataType definition

Attributes	Value				
BrowseName	EndpointUrlListDataType				
IsAbstract	FALSE				
References	NodeClass	BrowseName	DataType	TypeDefinition	ModellingRule
Subtype of the <i>Structure DataType</i> defined in Table 174.					
Conformance Units					
Redundancy Server					

12.21 KeyValuePair

This structured *DataType* is used to provide a key value pair. The *KeyValuePair* is formally defined in Table 241.

Table 241 – KeyValuePair Structure

Name	Type	Description
KeyValuePair	structure	
key	QualifiedName	The key of the value.
value	BaseDataType	The value associated with the key.

Its representation in the *AddressSpace* is defined in Table 242.

Table 242 – KeyValuePair definition

Attributes	Value				
BrowseName	KeyValuePair				
IsAbstract	FALSE				
References	NodeClass	BrowseName	DataType	TypeDefinition	ModellingRule
Subtype of the Structure DataType defined in Table 174.					
Conformance Units					
Base Info KeyValuePair					

12.22 RationalNumber

This *Structured DataType* defines a rational number as a fraction of two integral numbers. Its elements are described in Table 243.

Table 243 – RationalNumber Structure

Name	Type	Description
RationalNumber	Structure	
Numerator	Int32	Numerator of the rational number. The sign of the rational number is reflected in this value
Denominator	UInt32	Denominator of the rational number

Its representation in the *AddressSpace* is defined in Table 244.

Table 244 – RationalNumber definition

Attributes	Value				
BrowseName	RationalNumber				
IsAbstract	FALSE				
References	NodeClass	BrowseName	DataType	TypeDefinition	ModellingRule
Subtype of the <i>Structure DataType</i> defined in Table 174.					
Conformance Units					
Base Info Rational Number					

12.23 Vector

This abstract *Structured DataType* is the base to define multi-dimensional vectors. There are no specific elements defined as shown in Table 245.

Table 245 – Vector Structure

Name	Type	Description
Vector	Structure	

Its representation in the *AddressSpace* is defined in Table 246.

Table 246 – Vector definition

Attributes	Value				
BrowseName	Vector				
IsAbstract	TRUE				
References	NodeClass	BrowseName	DataType	TypeDefinition	ModellingRule
Subtype of the <i>Structure DataType</i> defined in Table 174.					
Conformance Units					
Base Info Spatial Data					

12.24 3DVector

This *Structured DataType* defines a vector in 3D space, providing the length for each direction (X, Y, and Z). Its elements are described in Table 247.

Table 247 – 3DVector Structure

Name	Type	Description
3DVector	Structure	
X	Double	Length of X direction
Y	Double	Length of Y direction
Z	Double	Length of Z direction

Its representation in the *AddressSpace* is defined in Table 248.

Table 248 – 3DVector definition

Attributes	Value				
BrowseName	3DVector				
IsAbstract	FALSE				
References	NodeClass	BrowseName	Data Type	TypeDefinition	ModellingRule
Subtype of the <i>Vector DataType</i> defined in Table 246.					
Conformance Units					
Base Info Spatial Data					

12.25 CartesianCoordinates

This abstract *Structured DataType* is the base to define multi-dimensional cartesian coordinates. *CartesianCoordinates* describe a position in a cartesian coordinate system. A cartesian coordinate system is a coordinate system that specifies each point uniquely in a multi-dimensional space by a set of numerical coordinates, which are the signed distances to the point from fixed perpendicular oriented lines, measured in the same unit of length. There are no specific elements defined as shown in Table 249.

Table 249 – CartesianCoordinates Structure

Name	Type	Description
CartesianCoordinates	Structure	

Its representation in the *AddressSpace* is defined in Table 250.

Table 250 – CartesianCoordinates definition

Attributes	Value				
BrowseName	CartesianCoordinates				
IsAbstract	TRUE				
References	NodeClass	BrowseName	Data Type	TypeDefinition	ModellingRule
Subtype of the <i>Structure DataType</i> defined in Table 174.					
Conformance Units					
Base Info Spatial Data					

12.26 3DCartesianCoordinates

This *Structured DataType* defines a position in 3D space, providing the coordinate of each dimension (X, Y, and Z). Its elements are described in Table 251.

Table 251 – 3DCartesianCoordinates Structure

Name	Type	Description
3DCartesianCoordinates	Structure	
X	Double	X coordinate
Y	Double	Y coordinate
Z	Double	Z coordinate

Its representation in the *AddressSpace* is defined in Table 252.

Table 252 – 3DCartesianCoordinates definition

Attributes	Value				
BrowseName	3DCartesianCoordinates				
IsAbstract	FALSE				
References	NodeClass	BrowseName	Data Type	TypeDefinition	ModellingRule
Subtype of the CartesianCoordinates <i>DataType</i> defined in Table 250.					
Conformance Units					
Base Info Spatial Data					

12.27 Orientation

This abstract *Structured DataType* is the base to define multi-dimensional orientations. The orientation is given by the rotation of each dimension. There are no specific elements defined as shown in Table 253.

Table 253 – Orientation Structure

Name	Type	Description
Orientation	Structure	

Its representation in the *AddressSpace* is defined Table 254.

Table 254 – Orientation definition

Attributes	Value				
BrowseName	Orientation				
IsAbstract	TRUE				
References	NodeClass	BrowseName	Data Type	TypeDefinition	ModellingRule
Subtype of the <i>Structure DataType</i> defined in Table 174.					
Conformance Units					
Base Info Spatial Data					

12.28 3DOrientation

This *Structured DataType* defines the orientation in 3D space, providing the rotation about each dimension (X, Y, and Z). Its elements are described in Table 255.

Table 255 – 3DOrientation Structure

Name	Type	Description
3DOrientation	Structure	
A	Double	Rotation around X (roll)
B	Double	Rotation around Y (pitch)
C	Double	Rotation around Z (yaw)

Its representation in the *AddressSpace* is defined Table 256 .

Table 256 – 3DOrientation definition

Attributes	Value				
BrowseName	3DOrientation				
Abstract	FALSE				
References	NodeClass	BrowseName	Data Type	TypeDefinition	ModellingRule
Subtype of the <i>Orientation DataType</i> defined in Table 254.					
Conformance Units					
Base Info Spatial Data					

12.29 Frame

This abstract *Structured DataType* is the base to define multi-dimensional frames. There are no specific elements defined as shown in Table 257. Subtypes shall add a field called *CartesianCoordinates* representing the cartesian coordinates of the frame using as *DataType* a subtype of *CartesianCoordinates*, and a field called *Orientation*, representing the orientation of the frame using as *DataType* a subtype of *Orientation*. The concrete *DataTypes* need to be defined by the subtype. Both fields shall have the same number of dimensions.

Table 257 – Frame Structure

Name	Type	Description
Frame	Structure	

Its representation in the *AddressSpace* is defined Table 258.

Table 258 – Frame definition

Attributes	Value				
BrowseName	Frame				
IsAbstract	TRUE				
References	NodeClass	BrowseName	Data Type	TypeDefinition	ModellingRule
Subtype of the <i>Structure DataType</i> defined in Table 174.					
Conformance Units					
Base Info Spatial Data					

12.30 3DFrame

This *Structured DataType* defines a frame in 3D space. Annex G provides examples on how to use the *3DFrame DataType*. It is a sub-type of the *Frame DataType* and refines the *DataTypes* of its elements, as described in Table 259.

Table 259 – 3DFrame Structure

Name	Type	Description
3DFrame	Structure	
CartesianCoordinates	3DCartesianCoordinates	Cartesian coordinates of the frame in 3D space.
Orientation	3DOrientation	Orientation of the frame in 3D space.

Its representation in the *AddressSpace* is defined Table 260.

Table 260 – 3DFrame definition

Attributes	Value				
BrowseName	3DFrame				
IsAbstract	FALSE				
References	NodeClass	BrowseName	Data Type	TypeDefinition	ModellingRule
Subtype of the <i>Frame DataType</i> defined in Table 258.					
Conformance Units					
Base Info Spatial Data					

12.31 DataTypeSchemaHeader

This *Structure DataType* is the abstract base type used to provide OPC UA *DataType* definitions for an OPC UA Binary encoded byte blob used outside an OPC UA *Server AddressSpace*.

The *DataTypeSchemaHeader* is formally defined in Table 261.

Table 261 – DataTypeSchemaHeader structure

Name	Type	Description
DataTypeSchemaHeader	Structure	
namespaces	String[]	Defines an array of namespace URIs. The index into the array is referred to as <i>NamespaceIndex</i> . The <i>NamespaceIndex</i> is used in <i>NodeIds</i> and <i>QualifiedNames</i> , rather than the longer namespace URI. <i>NamespaceIndex</i> 0 is reserved for the OPC UA namespace and it is not included in this array. The array contains the namespaces used in the data that follows the <i>DataTypeSchemaHeader</i> . The index used in <i>NodeId</i> and <i>QualifiedNames</i> identify an element in this list. The first entry in this array maps to <i>NamespaceIndex</i> 1.
structureDataTypes	StructureDescription[]	Description of <i>Structure</i> and <i>Union DataTypes</i> used in the data that follows the <i>DataTypeSchemaHeader</i> . This includes nested <i>Structures</i> . <i>DataType NodeIds</i> for <i>Structure DataTypes</i> used in the data refer to entries in this array. The <i>StructureDescription DataType</i> is defined in 12.33.
enumDataTypes	EnumDescription[]	Description of <i>Enumeration</i> or <i>OptionSet DataTypes</i> used in the data that follows the <i>DataTypeSchemaHeader</i> . <i>DataType NodeIds</i> for <i>Enumeration</i> or <i>OptionSet DataTypes</i> used in the data refer to entries in this array. The <i>EnumDescription DataType</i> is defined in 12.34.
simpleDataTypes	SimpleTypeDescription[]	Description of <i>DataTypes</i> derived from built-in <i>DataTypes</i> . This excludes <i>OptionSet DataTypes</i> .

The *DataTypeSchemaHeader Structure* representation in the *AddressSpace* is defined in Table 262.

Table 262 – DataTypeSchemaHeader definition

Attributes	Value				
BrowseName	DataTypeSchemaHeader				
IsAbstract	TRUE				
References	NodeClass	BrowseName	DataType	TypeDefinition	ModellingRule
Subtype of Structure defined in Table 174.					
Conformance Units					
Base Info UaBinary File					

12.32 DataTypeDescription

This *Structure DataType* is the abstract base type for all *DataType* descriptions containing the *DataType NodeId* and the definition for custom *DataTypes* like *Structures* and *Enumerations*. The *DataTypeDescription* is formally defined in Table 263.

Table 263 – DataTypeDescription structure

Name	Type	Description
DataTypeDescription	Structure	
dataTypeId	NodeId	The <i>NodeId</i> of the <i>DataType</i> .
name	QualifiedName	A unique name for the data type.

The *DataTypeDescription Structure* representation in the *AddressSpace* is defined in Table 264.

Table 264 – DataTypeDescription definition

Attributes	Value				
BrowseName	DataTypeDescription				
IsAbstract	TRUE				
References	NodeClass	BrowseName	DataType	TypeDefinition	ModellingRule
Subtype of Structure defined in Table 174.					
Conformance Units					
Base Info UaBinary File					

12.33 StructureDescription

This *Structure DataType* provides the concrete *DataTypeDescription* for *Structure DataTypes*. It is a subtype of the *DataTypeDescription DataType*. The *StructureDescription* is formally defined in Table 265.

Table 265 – StructureDescription structure

Name	Type	Description
StructureDescription	Structure	
structureDefinition	StructureDefinition	The definition of the structure <i>DataType</i> . The <i>StructureDefinition DataType</i> is defined in OPC 10000-3.

Its representation in the AddressSpace is defined in Table 266.

Table 266 – StructureDescription definition

Attributes	Value				
BrowseName	StructureDescription				
IsAbstract	FALSE				
References	NodeClass	BrowseName	DataType	TypeDefinition	ModellingRule
Subtype of <i>DataTypeDescription</i> defined in 12.32.					
Conformance Units					
Base Info UaBinary File					

12.34 EnumDescription

This *Structure DataType* provides the concrete *DataTypeDescription* for *Enumeration* or *OptionSet DataTypes*. It is a subtype of the *DataTypeDescription DataType*. The *EnumDescription* is formally defined in Table 267.

Table 267 – EnumDescription structure

Name	Type	Description
EnumDescription	Structure	
enumDefinition	EnumDefinition	The definition of the enumeration <i>DataType</i> . The <i>EnumDefinition DataType</i> is defined in OPC 10000-3.
builtInType	Byte	The <i>builtInType</i> indicates if the <i>DataType</i> is an <i>Enumeration</i> or an <i>OptionSet</i> . If the <i>builtInType</i> is <i>Int32</i> , the <i>DataType</i> is an <i>Enumeration</i> . If the <i>builtInType</i> is one of the <i>UInteger DataTypes</i> or <i>ExtensionObject</i> , the <i>DataType</i> is an <i>OptionSet</i> .

Its representation in the AddressSpace is defined in Table 268.

Table 268 – EnumDescription definition

Attributes	Value				
BrowseName	EnumDescription				
IsAbstract	FALSE				
References	NodeClass	BrowseName	DataType	TypeDefinition	ModellingRule
Subtype of <i>DataTypeDescription</i> defined in 12.32.					
Conformance Units					
Base Info UaBinary File					

12.35 SimpleTypeDescription

This *Structure DataType* provides the information for *DataTypes* derived from built-in *DataTypes*. It is a subtype of the *DataTypeDescription DataType*. The *SimpleTypeDescription* is formally defined in Table 269.

Table 269 – SimpleTypeDescription structure

Name	Type	Description
SimpleTypeDescription	Structure	
baseDataType	NodeId	The base <i>DataType</i> of the simple <i>DataType</i> .
builtInType	Byte	The <i>builtInType</i> used for the encoding of the simple <i>DataType</i> .

Its representation in the AddressSpace is defined in Table 270.

Table 270 – SimpleTypeDescription definition

Attributes	Value				
BrowseName	SimpleTypeDescription				
IsAbstract	FALSE				
References	NodeClass	BrowseName	DataType	TypeDefinition	ModellingRule
Subtype of <i>DataTypeDescription</i> defined in 12.32.					
Conformance Units					
Base Info UaBinary File					

12.36 UABinaryFileDataType

This *Structure DataType* defines the base layout of an OPC UA *Binary* encoded file. The content of the file is the *UABinaryFileDataType* encoded as *ExtensionObject*.

The file-specific metadata is provided by the *DataTypeSchemaHeader* which is the base type for the *UABinaryFileDataType Structure*.

If the file is provided through a *FileType Object*, the *MimeType Property* of the *Object* shall have the value *application/opcua+uabinary*.

If the file is stored on disc, the file extension shall be *uabinary*.

The *UABinaryFileDataType* is formally defined in Table 271.

Table 271 – UABinaryFileDataType structure

Name	Type	Description
UABinaryFileDataType	Structure	Subtype of <i>DataTypeSchemaHeader</i> defined in 12.31.
schemaLocation	String	Reference to a file that contains the <i>DataTypeSchemaHeader</i> for the content of the file represented by an instance of this structure. The <i>schemaLocation</i> is either a fully qualified URL or a URN which is a relative path to the file location. If the <i>schemaLocation</i> is provided, the <i>DataType</i> descriptions can be skipped but the <i>namespaces</i> used shall match the <i>namespaces</i> in the schema file.
fileHeader	KeyValuePair[]	The file-specific header.
body	BaseDataType	The body of the file. The <i>DataTypes</i> used in the body are described through the <i>structureDataTypes</i> , <i>enumDataTypes</i> and <i>simpleDataTypes</i> fields of the <i>DataTypeSchemaHeader Structure</i> which is the base type for the <i>UABinaryFileDataType</i> . <i>DataTypes</i> defined by OPC UA can be omitted.

Its representation in the *UABinaryFileDataType* is defined in Table 272.

Table 272 – UABinaryFileDataType definition

Attributes	Value				
BrowseName	UABinaryFileDataType				
IsAbstract	FALSE				
References	NodeClass	BrowseName	DataType	TypeDefinition	ModellingRule
Subtype of <i>DataTypeSchemaHeader</i> defined in 12.31.					
Conformance Units					
Base Info UaBinary File					

12.37 PortableQualifiedName

This structure contains a QualifiedName where the namespace is represented as URI. Its composition is defined in Table 273.

Table 273 – PortableQualifiedName Structure

Name	Type	Description
PortableQualifiedName	structure	
namespaceUri	String	The namespace URI portion of the QualifiedName.
name	String	The text portion of the QualifiedName.

Its representation in the *AddressSpace* is defined in Table 274.

Table 274 – PortableQualifiedName definition

Attributes	Value				
BrowseName	PortableQualifiedName				
IsAbstract	FALSE				
References	NodeClass	BrowseName	Data Type	TypeDefinition	ModellingRule
Subtype of Structure defined in Table 174.					
Conformance Units					
Base Info Portable IDs					

12.38 PortableNodeId

This structure contains a *NodeId* where the namespace is represented as URI. Its elements are defined in Table 275. The structure is typically used to represent a *NodeId* outside the Server that defines the *NodeId*.

Table 275 – PortableNodeId Structure

Name	Type	Description
PortableNodeId	structure	
namespaceUri	String	The namespace URI portion of the NodeId.
identifier	NodeId	The identifier portion of the NodeId. The namespaceIndex parameter shall be 0 and is ignored in the <i>Server</i>

Its representation in the *AddressSpace* is defined in Table 276.

Table 276 – PortableNodeId definition

Attributes	Value				
BrowseName	PortableNodeId				
IsAbstract	FALSE				
References	NodeClass	BrowseName	Data Type	TypeDefinition	ModellingRule
Subtype of Structure defined in Table 174.					
Conformance Units					
Base Info Portable IDs					

12.39 UriString

This simple DataType is a subtype of *String*. It provides semantic information to the *String* describing the *String* as a URI as defined by RFC 3986. The *UriString* is formally defined in Table 277.

Table 277 – UriString definition

Attributes	Value				
BrowseName	UriString				
IsAbstract	FALSE				
References	NodeClass	BrowseName	Data Type	TypeDefinition	ModellingRule
Subtype of String defined in Table 167.					
Conformance Units					
Base Info UriString					

12.40 UnsignedRationalNumber

This *Structure DataType* is used to represent an unsigned rational number as a fraction of two integral numbers. The *UnsignedRationalNumber* is formally defined in Table 278.

Table 278 – UnsignedRationalNumber structure

Name	Type	Description
UnsignedRationalNumber	Structure	
Numerator	UInt32	Numerator of the rational number
Denominator	UInt32	Denominator of the rational number

Its representation in the *AddressSpace* is defined in Table 279.

Table 279 – UnsignedRationalNumber definition

Attributes	Value				
BrowseName	UnsignedRationalNumber				
IsAbstract	FALSE				
References	NodeClass	BrowseName	Data Type	TypeDefinition	ModellingRule
Subtype of Structure defined in Table 174.					
Conformance Units					
Base Info Rational Number					

12.41 SemanticVersionString DataType

The *SemanticVersionString DataType* is a sub-type of *String*. It is formally defined in Table 280.

SemanticVersionString can be used if the version follows the rules of the Semantic Versioning 2.0.0

. The syntax shall follow the BNF in Table 281.

Table 280 – SemanticVersionString definition

Attributes	Value				
BrowseName	SemanticVersionString				
IsAbstract	FALSE				
References	NodeClass	BrowseName	Data Type	TypeDefinition	ModellingRule
Subtype of the String <i>DataType</i> defined in Table 167.					
Conformance Units					
Base Info SemanticVersionString					

Table 281 – Backus–Naur Form Grammar for SemanticVersionString

```

<valid semver> ::= <version core>
                | <version core> "-" <pre-release>
                | <version core> "+" <build>
                | <version core> "-" <pre-release> "+" <build>

<version core> ::= <major> "." <minor> "." <patch>

<major> ::= <numeric identifier>
    
```

```

<minor> ::= <numeric identifier>
<patch> ::= <numeric identifier>
<pre-release> ::= <dot-separated pre-release identifiers>
<dot-separated pre-release identifiers> ::= <pre-release identifier>
                                         | <pre-release identifier> "." <dot-
separated pre-release identifiers>
<build> ::= <dot-separated build identifiers>
<dot-separated build identifiers> ::= <build identifier>
                                         | <build identifier> "." <dot-separated build
identifiers>
<pre-release identifier> ::= <alphanumeric identifier>
                             | <numeric identifier>
<build identifier> ::= <alphanumeric identifier>
                      | <digits>
<alphanumeric identifier> ::= <non-digit>
                             | <non-digit> <identifier characters>
                             | <identifier characters> <non-digit>
                             | <identifier characters> <non-digit> <identifier
characters>
<numeric identifier> ::= "0"
                      | <positive digit>
                      | <positive digit> <digits>
<identifier characters> ::= <identifier character>
                           | <identifier character> <identifier characters>
<identifier character> ::= <digit>
                          | <non-digit>
<non-digit> ::= <letter>
              | "-"
<digits> ::= <digit>
            | <digit> <digits>
<digit> ::= "0"
           | <positive digit>
<positive digit> ::= "1" | "2" | "3" | "4" | "5" | "6" | "7" | "8" | "9"
<letter> ::= "A" | "B" | "C" | "D" | "E" | "F" | "G" | "H" | "I" | "J"
            | "K" | "L" | "M" | "N" | "O" | "P" | "Q" | "R" | "S" | "T"
            | "U" | "V" | "W" | "X" | "Y" | "Z" | "a" | "b" | "c" | "d"
            | "e" | "f" | "g" | "h" | "i" | "j" | "k" | "l" | "m" | "n"
            | "o" | "p" | "q" | "r" | "s" | "t" | "u" | "v" | "w" | "x"
            | "y" | "z"

```

Annex A (informative)

Design decisions when modelling the server information

A.1 Overview

This annex describes the design decisions of modelling the information provided by each OPC UA *Server*, exposing its capabilities, diagnostic information, and other data needed to work with the *Server*, such as the *NamespaceArray*.

This annex gives an example of what should be considered when modelling data using the Address Space Model. General considerations for using the Address Space Model can be found in OPC 10000-3.

This annex is for information only, that is, each *Server* vendor can model its data in the appropriate way that fits its needs.

The following subclauses describe the design decisions made while modelling the *Server Object*. General *DataTypes*, *VariableTypes* and *ObjectType*s such as the *EventTypes* described in this standard are not taken into account.

A.2 ServerType and Server Object

The first decision is to decide at what level types are needed. Typically, each *Server* will provide one *Server Object* with a well-known *NodeId*. The *NodeIds* of the containing *Nodes* are also well-known because their symbolic name is specified in this standard and the *NodeId* is based on the symbolic name in OPC 10000-6. Nevertheless, aggregating *Servers* may want to expose the *Server Objects* of the OPC UA *Servers* they are aggregating in their *AddressSpace*. Therefore, it is very helpful to have a type definition for the *Server Object*. The *Server Object* is an *Object*, because it groups a set of *Variables* and *Objects* containing information about the *Server*. The *ServerType* is a complex *ObjectType*, because the basic structure of the *Server Object* should be well-defined. However, the *Server Object* can be extended by adding *Variables* and *Objects* in an appropriate structure of the *Server Object* or its containing *Objects*.

A.3 Typed complex Objects beneath the Server Object

Objects beneath the *Server Object* used to group information, such as *Server* capabilities or diagnostics, are also typed because an aggregating *Server* may want to provide only part of the *Server* information, such as diagnostics information, in its *AddressSpace*. Clients are able to program against these structures if they are typed, because they have its type definition.

A.4 Properties versus DataVariables

Since the general description in OPC 10000-3 about the semantic difference between *Properties* and *DataVariables* are not applicable for the information provided about the *Server* the rules described in OPC 10000-3 are used.

If simple data structures should be provided, *Properties* are used. Examples of *Properties* are the *NamespaceArray* of the *Server Object* and the *MinSupportedSampleRate* of the *ServerCapabilities Object*.

If complex data structures are used, *DataVariables* are used. Examples of *DataVariables* are the *ServerStatus* of the *Server Object* and the *ServerDiagnosticsSummary* of the *ServerDiagnostics Object*.

A.5 Complex Variables using complex DataTypes

DataVariables providing complex data structures expose their information as complex *DataTypes*, as well as components in the *AddressSpace*. This allows access to simple values as well as access to the whole information at once in a transactional context.

For example, the *ServerStatus Variable* of the *Server Object* is modelled as a complex *DataVariable* having the *ServerStatusDataType* providing all information about the *Server* status. But it also exposes the *CurrentTime* as a simple *DataVariable*, because a client may want to read only the current time of the *Server*, and is not interested in the build information, etc.

A.6 Complex Variables having an array

A special case of providing complex data structures is an array of complex data structures. The *SubscriptionDiagnosticsArrayType* is an example of how this is modelled. It is an array of a complex data structure, providing information of a subscription. Because a *Server* typically has several subscriptions, it is an array. Some clients may want to read the diagnostic information about all subscriptions at once; therefore it is modelled as an array in a *Variable*. On the other hand, a client may be interested in only a single entry of the complex structure, such as the *PublishRequestCount*. Therefore, each entry of the array is also exposed individually as a complex *DataVariable*, having each entry exposed as simple data.

Note that it is never necessary to expose the individual entries of an array to access them separately. The *Services* already allow accessing individual entries of an array of a *Variable*. However, if the entries should also be used for other purposes in the *AddressSpace*, such as having *References* or additional *Properties* or exposing their complex structure using *DataVariables*, it is useful to expose them individually.

A.7 Redundant information

Providing redundant information should generally be avoided. But to fulfil the needs of different clients, it may be helpful.

Using complex *DataVariables* automatically leads to providing redundant information, because the information is directly provided in the complex *DataType* of the *Value Attribute* of the complex *Variable*, and also exposed individually in the components of the complex *Variable*.

The diagnostics information about subscriptions is provided in two different locations. One location is the *SubscriptionDiagnosticsArray* of the *ServerDiagnostics Object*, providing the information for all subscriptions of the *Server*. The second location is the *SubscriptionDiagnosticsArray* of each individual *SessionDiagnosticsObject Object*, providing only the subscriptions of the session. This is useful because some clients may be interested in only the subscriptions grouped by sessions, whereas other clients may want to access the diagnostics information of all sessions at once.

The *SessionDiagnosticsArray* and the *SessionSecurityDiagnosticsArray* of the *SessionsDiagnosticsSummary Object* do not expose their individual entries, although they represent an array of complex data structures. But the information of the entries can also be accessed individually as components of the *SessionDiagnostics Objects* provided for each session by the *SessionsDiagnosticsSummary Object*. A client can either access the arrays (or parts of the arrays) directly or browse to the *SessionDiagnostics Objects* to get the information of the individual entries. Thus, the information provided is redundant, but the *Variables* containing the arrays do not expose their individual entries.

A.8 Usage of the BaseDataVariableType

All *DataVariables* used to expose complex data structures of complex *DataVariables* have the *BaseDataVariableType* as type definition if they are not complex by themselves. The reason for this approach is that the complex *DataVariables* already define the semantic of the containing *DataVariables* and this semantic is not used in another context. It is not expected that they are

subtyped, because they should reflect the data structure of the *DataType* of the complex *DataVariable*.

A.9 Subtyping

Subtyping is used for modelling information about the redundancy support of the *Server*. Because the provided information shall differ depending on the supported redundancy of the *Server*, subtypes of the *ServerRedundancyType* will be used for this purpose.

Subtyping is also used as an extensibility mechanism (see A.10).

A.10 Extensibility mechanism

The information of the *Server* will be extended by other parts of this series of standards, by companion specifications or by *Server* vendors. There are preferred ways to provide the additional information.

Do not subtype *DataTypes* to provide additional information about the *Server*. Clients might not be able to read those new defined *DataTypes* and are not able to get the information, including the basic information. If information is added by several sources, the *DataType* hierarchy may be difficult to maintain. Note that this rule applies to the information about the *Server*; in other scenarios this may be a useful way to add information.

Add *Objects* containing *Variables* or add *Variables* to the *Objects* defined in this part. If, for example, additional diagnostic information per subscription is needed, add a new *Variable* containing in array with an entry per subscription in the same places that the *SubscriptionDiagnosticsArray* is used.

Use subtypes of the *ServerVendorCapabilityType* to add information about the server-specific capabilities on the *ServerCapabilities Objects*. Because this extensibility point is already defined in this part, clients will look there for additional information. Use a subtype of the *VendorServerInfoType* to add server-specific information. Because an *Object* of this type is already defined in this part, clients will look there for server-specific information.

Annex B (informative)

DataTypeDictionary

B.1 Overview

DataTypeDictionary has been deprecated. This annex had defined a way to provide encoding information for custom *DataTypes* in previous versions of this document. In OPC 10000-3 a simplified approach is now defined having a *DataTypeDefinition Attribute* on the *DataType Node*. It is required to only use the *DataTypeDefinition Attribute* approach.

Annex C
(normative)

OPC Binary Type Description System

C.1 Concepts

The OPC Binary XML Schema defines the format of OPC Binary *TypeDictionaries*. Each OPC Binary *TypeDictionary* is an XML document that contains one or more *TypeDescriptions* that describe the format of a binary-encoded value. Applications that have no advanced knowledge of a particular binary encoding can use the OPC Binary *TypeDescription* to interpret or construct a value.

The OPC Binary Type Description System does not define a standard mechanism to *encode* data in binary. It only provides a standard way to describe an existing binary encoding. Many binary encodings will have a mechanism to describe types that could be encoded; however, these descriptions are useful only to applications that have knowledge of the type description system used with each binary encoding. The OPC Binary Type Description System is a generic syntax that can be used by any application to interpret any binary encoding.

The OPC Binary Type Description System was originally defined in the OPC Complex Data Specification. The OPC Binary Type Description System described in Annex C is quite different and is correctly described as the OPC Binary Type Description System Version 2.0.

Each *TypeDescription* is identified by a *TypeName* which shall be unique within the *TypeDictionary* that defines it. Each *TypeDictionary* also has a *TargetNamespace* which should be unique among all OPC Binary *TypeDictionaries*. This means that the *TypeName* qualified with the *TargetNamespace* for the dictionary should be a globally-unique identifier for a *TypeDescription*.

Figure C.1 illustrates the structure of an OPC Binary *TypeDictionary*.

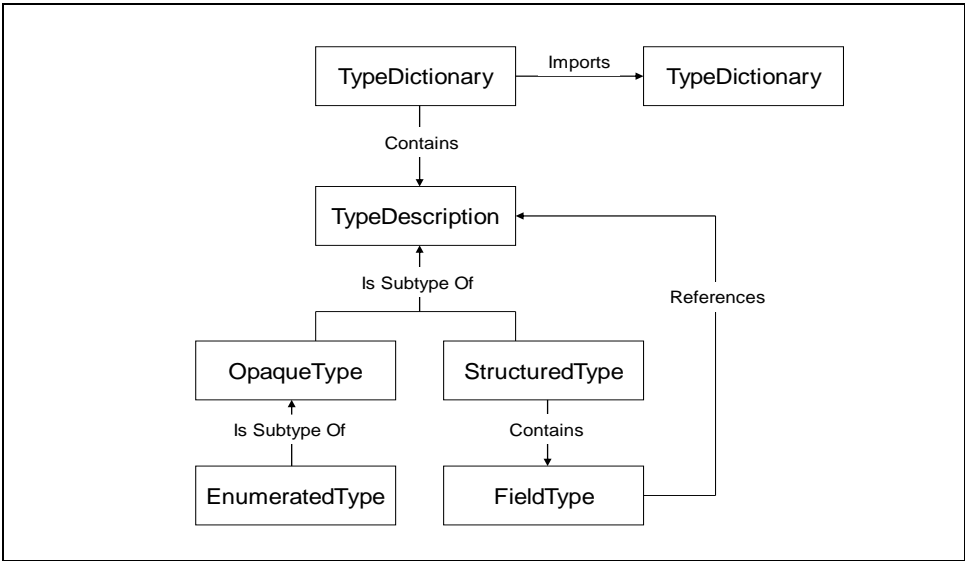


Figure C.1 – OPC Binary Dictionary structure

Each binary encoding is built from a set of opaque building blocks that are either primitive types with a fixed length or variable-length types with a structure that is too complex to describe properly in an XML document. These building blocks are described with an *OpaqueType*. An instance of one of these building blocks is a binary-encoded value.

The OPC Binary Type Description System defines a set of standard *OpaqueTypes* that all OPC Binary *TypeDictionaries* should use to build their *TypeDescriptions*. These standard type descriptions are described in Clause C.3.

In some cases, the binary encoding described by an *OpaqueType* may have a fixed size which would allow an application to skip an encoded value that it does not understand. If that is the case, then the *LengthInBits* attribute should be specified for the *OpaqueType*. If authors of *TypeDictionaries* need to define new *OpaqueTypes* that do not have a fixed size then they should use the documentation elements to describe how to encode binary values for the type. This description should provide enough detail to allow a human to write a program that can interpret instances of the type.

A *StructuredType* breaks a complex value into a sequence of values that are described by a *FieldType*. Each *FieldType* has a name, type and a number of qualifiers that specify when the field is used and how many instances of the type exist. A *FieldType* is described completely in C.2.6.

An *EnumeratedType* describes a numeric value that has a limited set of possible values, each of which has a descriptive name. *EnumeratedTypes* provide a convenient way to capture semantic information associated with what would otherwise be an opaque numeric value.

C.2 Schema description

C.2.1 TypeDictionary

The *TypeDictionary* element is the root element of an OPC Binary Dictionary. The components of this element are described in Table C.1.

Table C.1 – TypeDictionary components

Name	Type	Description
Documentation	Documentation	An element that contains human-readable text and XML that provides an overview of what is contained in the dictionary.
Import	ImportDirective[]	Zero or more elements that specify other <i>TypeDictionaries</i> that are referenced by <i>StructuredTypes</i> defined in the dictionary. Each import element specifies the <i>NamespaceUri</i> of the <i>TypeDictionary</i> being imported. The <i>TypeDictionary</i> element shall declare an XML namespace prefix for each imported namespace.
TargetNamespace	xs:string	Specifies the URI that qualifies all <i>TypeDescriptions</i> defined in the dictionary.
DefaultByteOrder	ByteOrder	Specifies the default <i>ByteOrder</i> for all <i>TypeDescriptions</i> that have the <i>ByteOrderSignificant</i> attribute set to "true". This value overrides the setting in any imported <i>TypeDictionary</i> . This value is overridden by the <i>DefaultByteOrder</i> specified on a <i>TypeDescription</i> .
TypeDescription	TypeDescription[]	One or more elements that describe the structure of a binary encoded value. A <i>TypeDescription</i> is an abstract type. A dictionary may only contain the <i>OpaqueType</i> , <i>EnumeratedType</i> and <i>StructuredType</i> elements.

C.2.2 TypeDescription

A *TypeDescription* describes the structure of a binary encoded value. A *TypeDescription* is an abstract base type and only instances of subtypes may appear in a *TypeDictionary*. The components of a *TypeDescription* are described in Table C.2.

Table C.2 – TypeDescription components

Name	Type	Description
Documentation	Documentation	An element that contains human readable text and XML that describes the type. This element should capture any semantic information that would help a human to understand what is contained in the value.
Name	xs:NCName	An attribute that specifies a name for the <i>TypeDescription</i> that is unique within the dictionary. The fields of structured types reference <i>TypeDescriptions</i> by using this name qualified with the dictionary namespace URI.
DefaultByteOrder	ByteOrder	An attribute that specifies the default <i>ByteOrder</i> for the type description. This value overrides the setting in any <i>TypeDictionary</i> or in any <i>StructuredType</i> that references the type description.
anyAttribute	*	Authors of a <i>TypeDictionary</i> may add their own attributes to any <i>TypeDescription</i> that shall be qualified with a namespace defined by the author. Applications should not be required to understand these attributes in order to interpret a binary encoded instance of the type.

C.2.3 OpaqueType

An *OpaqueType* describes a binary encoded value that is either a primitive fixed length type or that has a structure too complex to capture in an OPC Binary type dictionary. Authors of type dictionaries should avoid defining *OpaqueTypes* that do not have a fixed length because it would prevent applications from interpreting values that use these types without having built-in knowledge of the *OpaqueType*. The OPC Binary Type Description System defines many standard *OpaqueTypes* that should allow authors to describe most binary encoded values as *StructuredTypes*.

The components of an *OpaqueType* are described in Table C.3.

Table C.3 – OpaqueType components

Name	Type	Description
TypeDescription	TypeDescription	An <i>OpaqueType</i> inherits all elements and attributes defined for a <i>TypeDescription</i> in Table C.2.
LengthInBits	xs:string	An attribute which specifies the length of the <i>OpaqueType</i> in bits. This value should always be specified. If this value is not specified the <i>Documentation</i> element should describe the encoding in a way that a human understands.
ByteOrderSignificant	xs:boolean	An attribute that indicates whether byte order is significant for the type. If byte order is significant then the application shall determine the byte order to use for the current context before interpreting the encoded value. The application determines the byte order by looking for the <i>DefaultByteOrder</i> attribute specified for containing <i>StructuredTypes</i> or the <i>TypeDictionary</i> . If <i>StructuredTypes</i> are nested the inner <i>StructuredTypes</i> override the byte order of the outer descriptions. If the <i>DefaultByteOrder</i> attribute is specified for the <i>OpaqueType</i> , then the <i>ByteOrder</i> is fixed and does not change according to context. If this attribute is "true", then the <i>LengthInBits</i> attribute shall be specified and it shall be an integer multiple of 8 bits.

C.2.4 EnumeratedType

An *EnumeratedType* describes a binary-encoded numeric value that has a fixed set of valid values. The encoded binary value described by an *EnumeratedType* is always an unsigned integer with a length specified by the *LengthInBits* attribute.

The names for each of the enumerated values are not required to interpret the binary encoding, however, they form part of the documentation for the type.

The components of an *EnumeratedType* are described in Table C.4.

Table C.4 – EnumeratedType components

Name	Type	Description
OpaqueType	OpaqueTypeDescription	An <i>EnumeratedType</i> inherits all elements and attributes defined for a <i>TypeDescription</i> in Table C.2 and for an <i>OpaqueType</i> defined in Table C.3. The <i>LengthInBits</i> attribute shall always be specified.
EnumeratedValue	EnumeratedValue	One or more elements that describe the possible values for the instances of the type.
IsOptionSet	xs:boolean	An attribute which when set to 'true' indicates an <i>EnumeratedType</i> represents an <i>OptionSet</i> .

C.2.5 StructuredType

A *StructuredType* describes a type as a sequence of binary-encoded values. Each value in the sequence is called a *Field*. Each *Field* references a *TypeDescription* that describes the binary-encoded value that appears in the field. A *Field* may specify that zero, one or multiple instances of the type appear within the sequence described by the *StructuredType*.

Authors of type dictionaries should use *StructuredTypes* to describe a variety of common data constructs including arrays, unions and structures.

Some fields have lengths that are not multiples of 8 bits. Several of these fields may appear in a sequence in a structure, however, the total number of bits used in the sequence shall be fixed and it shall be a multiple of 8 bits. Any field which does not have a fixed length shall be aligned on a byte boundary.

A sequence of fields which do not line up on byte boundaries are specified from the least significant bit to the most significant bit. Sequences which are longer than one byte overflow from the most significant bit of the first byte into the least significant bit of the next byte.

The components of a *StructuredType* are described in Table C.5.

Table C.5 – StructuredType components

Name	Type	Description
TypeDescription	TypeDescription	A <i>StructuredType</i> inherits all elements and attributes defined for a <i>TypeDescription</i> in Table C.2.
Field	FieldType	One or more elements that describe the fields of the structure. Each field shall have a name that is unique within the <i>StructuredType</i> . Some fields may reference other fields in the <i>StructuredType</i> by using this name.

C.2.6 FieldType

A *FieldType* describes a binary encoded value that appears in sequence within a *StructuredType*. Every *FieldType* shall reference a *TypeDescription* that describes the encoded value for the field.

A *FieldType* may specify an array of encoded values.

Fields may be optional and they reference other *FieldTypes*, which indicate if they are present in any specific instance of the type.

The components of a *FieldType* are described in Table C.6.

Table C.6 – FieldType components

Name	Type	Description
Documentation	Documentation	An element that contains human readable text and XML that describes the field. This element should capture any semantic information that would help a human to understand what is contained in the field.
Name	xs:string	An attribute that specifies a name for the <i>Field</i> that is unique within the <i>StructuredType</i> . Other fields in the structured type reference a <i>Field</i> by using this name.
TypeName	xs:QName	An attribute that specifies the <i>TypeDescription</i> that describes the contents of the

Name	Type	Description																								
		field. A field may contain zero or more instances of this type depending on the settings for the other attributes and the values in other fields.																								
Length	xs:unsignedInt	An attribute that indicates the length of the field. This value may be the total number of encoded bytes or it may be the number of instances of the type referenced by the field. The <i>IsLengthInBytes</i> attributes specifies which of these definitions applies.																								
LengthField	xs:string	<p>An attribute that indicates which other field in the <i>StructuredType</i> specifies the length of the field. The length of the field may be in bytes or it may be the number of instances of the type referenced by the field. The <i>IsLengthInBytes</i> attributes specify which of these definitions applies.</p> <p>If this attribute refers to a field that is not present in an encoded value, then the default value for the length is 1. This situation could occur if the field referenced is an optional field (see the <i>SwitchField</i> attribute).</p> <p>The length field shall be a fixed length Base-2 representation of an integer. If the length field is one of the standard signed integer types and the value is a negative integer, then the field is not present in the encoded stream.</p> <p>The <i>FieldType</i> referenced by this attribute shall precede the field with the <i>StructuredType</i>.</p>																								
IsLengthInBytes	xs:boolean	An attribute that indicates whether the <i>Length</i> or <i>LengthField</i> attributes specify the length of the field in bytes or in the number of instances of the type referenced by the field.																								
SwitchField	xs:string	<p>If this attribute is specified, then the field is optional and may not appear in every instance of the encoded value.</p> <p>This attribute specifies the name of another <i>Field</i> that controls whether this field is present in the encoded value. The field referenced by this attribute shall be an integer value (see the <i>LengthField</i> attribute).</p> <p>The current value of the switch field is compared to the <i>SwitchValue</i> attribute using the <i>SwitchOperand</i>. If the condition evaluates to true then the field appears in the stream.</p> <p>If the <i>SwitchValue</i> attribute is not specified, then this field is present if the value of the switch field is non-zero. The <i>SwitchOperand</i> field is ignored if it is present.</p> <p>If the <i>SwitchOperand</i> attribute is missing, then the field is present if the value of the switch field is equal to the value of the <i>SwitchValue</i> attribute.</p> <p>The <i>Field</i> referenced by this attribute shall precede the field with the <i>StructuredType</i>.</p>																								
SwitchValue	xs:unsignedInt	This attribute specifies when the field appears in the encoded value. The value of the field referenced by the <i>SwitchField</i> attribute is compared using the <i>SwitchOperand</i> attribute to this value. The field is present if the expression evaluates to true. The field is not present otherwise.																								
SwitchOperand	xs:string	<p>This attribute specifies how the value of the switch field should be compared to the switch value attribute. This field is an enumeration with the following values:</p> <table border="0" data-bbox="635 1406 1382 1621"> <tr> <td>Equal</td> <td><i>SwitchField</i> is equal to the <i>SwitchValue</i>.</td> </tr> <tr> <td>GreaterThan</td> <td><i>SwitchField</i> is greater than the <i>SwitchValue</i>.</td> </tr> <tr> <td>LessThan</td> <td><i>SwitchField</i> is less than the <i>SwitchValue</i>.</td> </tr> <tr> <td>GreaterThanOrEqual</td> <td><i>SwitchField</i> is greater than or equal to the <i>SwitchValue</i>.</td> </tr> <tr> <td>LessThanOrEqual</td> <td><i>SwitchField</i> is less than or equal to the <i>SwitchValue</i>.</td> </tr> <tr> <td>NotEqual</td> <td><i>SwitchField</i> is not equal to the <i>SwitchValue</i>.</td> </tr> </table> <p>In each case the field is present if the expression is true.</p>	Equal	<i>SwitchField</i> is equal to the <i>SwitchValue</i> .	GreaterThan	<i>SwitchField</i> is greater than the <i>SwitchValue</i> .	LessThan	<i>SwitchField</i> is less than the <i>SwitchValue</i> .	GreaterThanOrEqual	<i>SwitchField</i> is greater than or equal to the <i>SwitchValue</i> .	LessThanOrEqual	<i>SwitchField</i> is less than or equal to the <i>SwitchValue</i> .	NotEqual	<i>SwitchField</i> is not equal to the <i>SwitchValue</i> .												
Equal	<i>SwitchField</i> is equal to the <i>SwitchValue</i> .																									
GreaterThan	<i>SwitchField</i> is greater than the <i>SwitchValue</i> .																									
LessThan	<i>SwitchField</i> is less than the <i>SwitchValue</i> .																									
GreaterThanOrEqual	<i>SwitchField</i> is greater than or equal to the <i>SwitchValue</i> .																									
LessThanOrEqual	<i>SwitchField</i> is less than or equal to the <i>SwitchValue</i> .																									
NotEqual	<i>SwitchField</i> is not equal to the <i>SwitchValue</i> .																									
Terminator	xs:hexBinary	<p>This attribute indicates that the field contains one or more instances of <i>TypeDescription</i> referenced by this field and that the last value has the binary encoding specified by the value of this attribute.</p> <p>If this attribute is specified then the <i>TypeDescription</i> referenced by this field shall either have a fixed byte order (i.e. byte order is not significant or explicitly specified) or the containing <i>StructuredType</i> shall explicitly specify the byte order.</p> <p>Examples:</p> <table border="0" data-bbox="651 1890 1382 2072"> <thead> <tr> <th><u>Field Data Type</u></th> <th><u>Terminator</u></th> <th><u>Byte Order</u></th> <th><u>Hexadecimal String</u></th> </tr> </thead> <tbody> <tr> <td>Char</td> <td>tab character</td> <td>not applicable</td> <td>09</td> </tr> <tr> <td>WideChar</td> <td>tab character</td> <td>BigEndian</td> <td>0009</td> </tr> <tr> <td>WideChar</td> <td>tab character</td> <td>LittleEndian</td> <td>0900</td> </tr> <tr> <td>Int16</td> <td>1</td> <td>BigEndian</td> <td>0001</td> </tr> <tr> <td>Int16</td> <td>1</td> <td>LittleEndian</td> <td>0100</td> </tr> </tbody> </table>	<u>Field Data Type</u>	<u>Terminator</u>	<u>Byte Order</u>	<u>Hexadecimal String</u>	Char	tab character	not applicable	09	WideChar	tab character	BigEndian	0009	WideChar	tab character	LittleEndian	0900	Int16	1	BigEndian	0001	Int16	1	LittleEndian	0100
<u>Field Data Type</u>	<u>Terminator</u>	<u>Byte Order</u>	<u>Hexadecimal String</u>																							
Char	tab character	not applicable	09																							
WideChar	tab character	BigEndian	0009																							
WideChar	tab character	LittleEndian	0900																							
Int16	1	BigEndian	0001																							
Int16	1	LittleEndian	0100																							

Name	Type	Description
anyAttribute	*	Authors of a <i>TypeDictionary</i> may add their own attributes to any <i>FieldType</i> which shall be qualified with a namespace defined by the authors. Applications should not be required to understand these attributes in order to interpret a binary encoded field value.

C.2.7 EnumeratedValue

An *EnumeratedValue* describes a possible value for an *EnumeratedType*.

The components of an *EnumeratedValue* are described in Table C.7.

Table C.7 – EnumeratedValue components

Name	Type	Description
Name	xs:string	This attribute specifies a descriptive name for the enumerated value.
Value	xs:int	This attribute specifies the numeric value that could appear in the binary encoding.

C.2.8 ByteOrder

A *ByteOrder* is an enumeration that describes a possible value byte orders for *TypeDescriptions* that allow different byte orders to be used. There are two possible values: *BigEndian* and *LittleEndian*. *BigEndian* indicates the most significant byte appears first in the binary encoding. *LittleEndian* indicates that the least significant byte appears first.

C.2.9 ImportDirective

An *ImportDirective* specifies a *TypeDictionary* that is referenced by types defined in the current dictionary.

The components of an *ImportDirective* are described in Table C.8.

Table C.8 – ImportDirective components

Name	Type	Description
Namespace	xs:string	This attribute specifies the <i>TargetNamespace</i> for the <i>TypeDictionary</i> being imported. This may be a well-known URI which means applications need not have access to the physical file to recognise types that are referenced.
Location	xs:string	This attribute specifies the physical location of the XML file containing the <i>TypeDictionary</i> to import. This value could be a URL for a network resource, a NodeId in an OPC UA <i>Server</i> address space or a local file path.

C.3 Standard Type descriptions

The OPC Binary Type Description System defines a number of standard type descriptions that can be used to describe many common binary encodings using a *StructuredType*. The standard type descriptions are described in Table C.9.

Table C.9 – Standard Type descriptions

Type name	Description
Bit	A single bit value.
Boolean	A two-state logical value represented as an 8-bit value.
SByte	An 8-bit signed integer.
Byte	An 8-bit unsigned integer.
Int16	A 16-bit signed integer.
UInt16	A 16-bit unsigned integer.
Int32	A 32-bit signed integer.
UInt32	A 32-bit unsigned integer.
Int64	A 64-bit signed integer.
UInt64	A 64-bit unsigned integer.
Float	An ISO/IEC/IEEE 60559:2011 single precision floating point value.
Double	An ISO/IEC/IEEE 60559:2011, Information technology – Microprocessor Systems – Floating-Point arithmetic ISO/IEC/IEEE 60559:2011 double precision floating point value.
Char	An 8-bit UTF-8 character value.
String	A sequence of UTF-8 characters preceded by the number of UTF-8 Code Units (bytes).
WideString	A sequence of UTF-16 characters preceded by the number of UTF-16 Code Units.
DateTime	A 64-bit signed integer representing the number of 100 nanoseconds intervals since 1601-01-01 00:00:00.
ByteString	A sequence of bytes preceded by its length in bytes.
Guid	An ISO/IEC 11578:1996: Information technology — Open Systems Interconnection — Remote Procedure Call (RPC) UUID.

C.4 Type Description examples

1. A 128-bit signed integer.

```
<opc:OpaqueType Name="Int128" LengthInBits="128" ByteOrderSignificant="true">
  <opc:Documentation>A 128-bit signed integer.</opc:Documentation>
</opc:OpaqueType>
```

2. A 16-bit value divided into several fields.

```
<opc:StructuredType Name="Quality">
  <opc:Documentation>An OPC COM-DA quality value.</opc:Documentation>
  <opc:Field Name="LimitBits" TypeName="opc:Bit" Length="2" />
  <opc:Field Name="QualityBits" TypeName="opc:Bit" Length="6"/>
  <opc:Field Name="VendorBits" TypeName="opc:Byte" />
</opc:StructuredType>
```

When using bit fields, the least significant bits within a byte shall appear first.

3. A structured type with optional fields.

```
<opc:StructuredType Name="MyStructureValue">
  <opc:Documentation>A value with an associated timestamp, and quality.</opc:Documentation>
  <opc:Field Name="ValueSpecified" TypeName="Bit" />
  <opc:Field Name="StatusCodeSpecified" TypeName="Bit" />
  <opc:Field Name="TimestampSpecified" TypeName="Bit" />
  <opc:Field Name="Reserved1" TypeName="Bit" Length="29" />
  <opc:Field Name="Value" TypeName="Variant" SwitchField="ValueSpecified" />
  <opc:Field Name="Quality" TypeName="Quality" SwitchField="StatusCodeSpecified" />
  <opc:Field Name="Timestamp"
    TypeName="opc:DateTime" SwitchField="SourceTimestampSpecified" />
</opc:StructuredType>
```

It is necessary to explicitly specify any padding bits required to ensure subsequent fields line up on byte boundaries.

4. An array of integers.

```
<opc:StructuredType Name="IntegerArray">
  <opc:Documentation>An array of integers prefixed by its length.</opc:Documentation>
  <opc:Field Name="Size" TypeName="opc:Int32" />
  <opc:Field Name="Array" TypeName="opc:Int32" LengthField="Size" />
</opc:StructuredType>
```

Nothing is encoded for the Array field if the Size field has a value ≤ 0 .

5. An array of integers with a terminator instead of a length prefix.

```
<opc:StructuredType Name="IntegerArray" DefaultByteOrder="LittleEndian">
  <opc:Documentation>An array of integers terminated with a known
value.</opc:Documentation>
  <opc:Field Name="Value" TypeName="opc:Int16" Terminator="FF7F" />
</opc:StructuredType>
```

The terminator is 32,767 converted to hexadecimal with LittleEndian byte order.

6. A simple union.

```
<opc:StructuredType Name="Variant">
  <opc:Documentation>A union of several types.</opc:Documentation>
  <opc:Field Name="ArrayLengthSpecified" TypeName="opc:Bit" Length="1"/>
  <opc:Field Name="VariantType" TypeName="opc:Bit" Length="7" />
  <opc:Field Name="ArrayLength" TypeName="opc:Int32"
    SwitchField="ArrayLengthSpecified" />
  <opc:Field Name="Int32" TypeName="opc:Int32" LengthField="ArrayLength"
    SwitchField="VariantType" SwitchValue="1" />
  <opc:Field Name="String" TypeName="opc:String" LengthField="ArrayLength"
    SwitchField="VariantType" SwitchValue="2" />
  <opc:Field Name="DateTime" TypeName="opc:DateTime" LengthField="ArrayLength"
    SwitchField="VariantType" SwitchValue="3" />
</opc:StructuredType>
```

The *ArrayLength* field is optional. If it is not present in an encoded value, then the length of all fields with *LengthField* set to "ArrayLength" have a length of 1.

It is valid for the *VariantType* field to have a value that has no matching field defined. This simply means all optional fields are not present in the encoded value.

7. An enumerated type.

```
<opc:EnumeratedType Name="TrafficLight" LengthInBits="32">
  <opc:Documentation>The possible colours for a traffic signal.</opc:Documentation>
  <opc:EnumeratedValue Name="Red" Value="4">
    <opc:Documentation>Red says stop immediately.</opc:Documentation>
  </opc:EnumeratedValue>
  <opc:EnumeratedValue Name="Yellow" Value="3">
    <opc:Documentation>Yellow says prepare to stop.</opc:Documentation>
  </opc:EnumeratedValue>
  <opc:EnumeratedValue Name="Green" Value="2">
    <opc:Documentation>Green says you may proceed.</opc:Documentation>
  </opc:EnumeratedValue>
</opc:EnumeratedType>
```

The documentation element is used to provide human readable description of the type and values.

8. A nillable array.

```
<opc:StructuredType Name="NillableArray">
  <opc:Documentation>An array where a length of -1 means null.</opc:Documentation>
  <opc:Field Name="Length" TypeName="opc:Int32" />
  <opc:Field
    Name="Int32"
    TypeName="opc:Int32"
    LengthField="Length"
    SwitchField="Length"
    SwitchValue="0"
    SwitchOperand="GreaterThanOrEqual" />
</opc:StructuredType>
```

If the length of the array is -1 then the array does not appear in the stream.

C.5 OPC Binary XML schema

```

<?xml version="1.0" encoding="utf-8" ?>
<xs:schema
  targetNamespace="http://opcfoundation.org/BinarySchema/"
  elementFormDefault="qualified"
  xmlns="http://opcfoundation.org/BinarySchema/"
  xmlns:xs="http://www.w3.org/2001/XMLSchema"
>
  <xs:element name="Documentation">
    <xs:complexType mixed="true">
      <xs:choice minOccurs="0" maxOccurs="unbounded">
        <xs:any minOccurs="0" maxOccurs="unbounded"/>
      </xs:choice>
      <xs:anyAttribute/>
    </xs:complexType>
  </xs:element>

  <xs:complexType name="ImportDirective">
    <xs:attribute name="Namespace" type="xs:string" use="optional" />
    <xs:attribute name="Location" type="xs:string" use="optional" />
  </xs:complexType>

  <xs:simpleType name="ByteOrder">
    <xs:restriction base="xs:string">
      <xs:enumeration value="BigEndian" />
      <xs:enumeration value="LittleEndian" />
    </xs:restriction>
  </xs:simpleType>

  <xs:complexType name="TypeDescription">
    <xs:sequence>
      <xs:element ref="Documentation" minOccurs="0" maxOccurs="1" />
    </xs:sequence>
    <xs:attribute name="Name" type="xs:NCName" use="required" />
    <xs:attribute name="DefaultByteOrder" type="ByteOrder" use="optional" />
    <xs:anyAttribute processContents="lax" />
  </xs:complexType>

  <xs:complexType name="OpaqueType">
    <xs:complexContent>
      <xs:extension base="TypeDescription">
        <xs:attribute name="LengthInBits" type="xs:int" use="optional" />
        <xs:attribute name="ByteOrderSignificant" type="xs:boolean" default="false" />
      </xs:extension>
    </xs:complexContent>
  </xs:complexType>

  <xs:complexType name="EnumeratedValue">
    <xs:sequence>
      <xs:element ref="Documentation" minOccurs="0" maxOccurs="1" />
    </xs:sequence>
    <xs:attribute name="Name" type="xs:string" use="optional" />
    <xs:attribute name="Value" type="xs:unsignedInt" use="optional" />
  </xs:complexType>

  <xs:complexType name="EnumeratedType">
    <xs:complexContent>
      <xs:extension base="OpaqueTypeDescription">
        <xs:sequence>
          <xs:element name="EnumeratedValue"
            type="EnumeratedValueDescription" maxOccurs="unbounded" />
        </xs:sequence>
      </xs:extension>
    </xs:complexContent>
  </xs:complexType>

  <xs:simpleType name="SwitchOperand">
    <xs:restriction base="xs:string">
      <xs:enumeration value="Equals" />
      <xs:enumeration value="GreaterThan" />
      <xs:enumeration value="LessThan" />
      <xs:enumeration value="GreaterThanOrEqual" />
      <xs:enumeration value="LessThanOrEqual" />
      <xs:enumeration value="NotEqual" />
    </xs:restriction>
  </xs:simpleType>

```

```

</xs:simpleType>

<xs:complexType name="FieldType">
  <xs:sequence>
    <xs:element ref="Documentation" minOccurs="0" maxOccurs="1" />
  </xs:sequence>
  <xs:attribute name="Name" type="xs:string" use="required" />
  <xs:attribute name="TypeName" type="xs:QName" use="optional" />
  <xs:attribute name="Length" type="xs:unsignedInt" use="optional" />
  <xs:attribute name="LengthField" type="xs:string" use="optional" />
  <xs:attribute name="IsLengthInBytes" type="xs:boolean" default="false" />
  <xs:attribute name="SwitchField" type="xs:string" use="optional" />
  <xs:attribute name="SwitchValue" type="xs:unsignedInt" use="optional" />
  <xs:attribute name="SwitchOperand" type="SwitchOperand" use="optional" />
  <xs:attribute name="Terminator" type="xs:hexBinary" use="optional" />
  <xs:anyAttribute processContents="lax" />
</xs:complexType>

<xs:complexType name="StructuredType">
  <xs:complexContent>
    <xs:extension base="TypeDescription">
      <xs:sequence>
        <xs:element name="Field" type="FieldType"
          minOccurs="0" maxOccurs="unbounded" />
      </xs:sequence>
    </xs:extension>
  </xs:complexContent>
</xs:complexType>

<xs:element name="TypeDictionary">
  <xs:complexType>
    <xs:sequence>
      <xs:element ref="Documentation" minOccurs="0" maxOccurs="1" />
      <xs:element name="Import" type="ImportDirective"
        minOccurs="0" maxOccurs="unbounded" />
      <xs:choice minOccurs="0" maxOccurs="unbounded">
        <xs:element name="OpaqueType" type="OpaqueType" />
        <xs:element name="EnumeratedType" type="EnumeratedType" />
        <xs:element name="StructuredType" type="StructuredType" />
      </xs:choice>
    </xs:sequence>
    <xs:attribute name="TargetNamespace" type="xs:string" use="required" />
    <xs:attribute name="DefaultByteOrder" type="ByteOrder" use="optional" />
  </xs:complexType>
</xs:element>

</xs:schema>

```

C.6 OPC Binary Standard TypeDictionary

```

<?xml version="1.0" encoding="utf-8"?>
<opc:TypeDictionary
  xmlns="http://opcfoundation.org/BinarySchema/"
  xmlns:opc="http://opcfoundation.org/BinarySchema/"
  xmlns:xsi="http://www.w3.org/2001/XMLSchema-instance"
  TargetNamespace="http://opcfoundation.org/BinarySchema/"
>
  <opc:Documentation>This dictionary defines the standard types used by the OPC Binary
  type description system.</opc:Documentation>

  <opc:OpaqueType Name="Bit" LengthInBits="1">
    <opc:Documentation>A single bit.</opc:Documentation>
  </opc:OpaqueType>

  <opc:OpaqueType Name="Boolean" LengthInBits="8">
    <opc:Documentation>A two state logical value represented as a 8-bit
  value.</opc:Documentation>
  </opc:OpaqueType>

  <opc:OpaqueType Name="SByte" LengthInBits="8">
    <opc:Documentation>An 8-bit signed integer.</opc:Documentation>
  </opc:OpaqueType>

  <opc:OpaqueType Name="Byte" LengthInBits="8">
    <opc:Documentation>A 8-bit unsigned integer.</opc:Documentation>
  </opc:OpaqueType>

```

```

<opc:OpaqueType Name="Int16" LengthInBits="16" ByteOrderSignificant="true">
  <opc:Documentation>A 16-bit signed integer.</opc:Documentation>
</opc:OpaqueType>

<opc:OpaqueType Name="UInt16" LengthInBits="16" ByteOrderSignificant="true">
  <opc:Documentation>A 16-bit unsigned integer.</opc:Documentation>
</opc:OpaqueType>

<opc:OpaqueType Name="Int32" LengthInBits="32" ByteOrderSignificant="true">
  <opc:Documentation>A 32-bit signed integer.</opc:Documentation>
</opc:OpaqueType>

<opc:OpaqueType Name="UInt32" LengthInBits="32" ByteOrderSignificant="true">
  <opc:Documentation>A 32-bit unsigned integer.</opc:Documentation>
</opc:OpaqueType>

<opc:OpaqueType Name="Int64" LengthInBits="64" ByteOrderSignificant="true">
  <opc:Documentation>A 64-bit signed integer.</opc:Documentation>
</opc:OpaqueType>

<opc:OpaqueType Name="UInt64" LengthInBits="64" ByteOrderSignificant="true">
  <opc:Documentation>A 64-bit unsigned integer.</opc:Documentation>
</opc:OpaqueType>

<opc:OpaqueType Name="Float" LengthInBits="32" ByteOrderSignificant="true">
  <opc:Documentation>An IEEE-754 single precision floating point
value.</opc:Documentation>
</opc:OpaqueType>

<opc:OpaqueType Name="Double" LengthInBits="64" ByteOrderSignificant="true">
  <opc:Documentation>An IEEE-754 double precision floating point
value.</opc:Documentation>
</opc:OpaqueType>

<opc:OpaqueType Name="Char" LengthInBits="8">
  <opc:Documentation>A 8-bit character value.</opc:Documentation>
</opc:OpaqueType>

<opc:StructuredType Name="String">
  <opc:Documentation>A UTF-8 null terminated string value.</opc:Documentation>
  <opc:Field Name="Value" TypeName="Char" Terminator="00" />
</opc:StructuredType>

<opc:StructuredType Name="CharArray">
  <opc:Documentation>A UTF-8 string prefixed by its length in
characters.</opc:Documentation>
  <opc:Field Name="Length" TypeName="Int32" />
  <opc:Field Name="Value" TypeName="Char" LengthField="Length" />
</opc:StructuredType>

<opc:OpaqueType Name="WideChar" LengthInBits="16" ByteOrderSignificant="true">
  <opc:Documentation>A 16-bit character value.</opc:Documentation>
</opc:OpaqueType>

<opc:StructuredType Name="WideString">
  <opc:Documentation>A UTF-16 null terminated string value.</opc:Documentation>
  <opc:Field Name="Value" TypeName="WideChar" Terminator="0000" />
</opc:StructuredType>

<opc:StructuredType Name="WideCharArray">
  <opc:Documentation>A UTF-16 string prefixed by its length in
characters.</opc:Documentation>
  <opc:Field Name="Length" TypeName="Int32" />
  <opc:Field Name="Value" TypeName="WideChar" LengthField="Length" />
</opc:StructuredType>

<opc:StructuredType Name="ByteString">
  <opc:Documentation>An array of bytes prefixed by its length.</opc:Documentation>
  <opc:Field Name="Length" TypeName="Int32" />
  <opc:Field Name="Value" TypeName="Byte" LengthField="Length" />
</opc:StructuredType>

<opc:OpaqueType Name="DateTime" LengthInBits="64" ByteOrderSignificant="true">
  <opc:Documentation>The number of 100 nanosecond intervals since January 01,
1601.</opc:Documentation>

```

```
</opc:OpaqueType>
<opc:StructuredType Name="Guid">
  <opc:Documentation>A 128-bit globally unique identifier.</opc:Documentation>
  <opc:Field Name="Data1" TypeName="UInt32" />
  <opc:Field Name="Data2" TypeName="UInt16" />
  <opc:Field Name="Data3" TypeName="UInt16" />
  <opc:Field Name="Data4" TypeName="Byte" Length="8" />
</opc:StructuredType>
</opc:TypeDictionary>
```

Annex D (informative)

Geometrical references

This informative annex gives a description of the usage of the 3DFrame DataType and the 3DFrameType VariableType. The geometrical setup of a system can be very diverse. It is not possible to specify all possible setups in this specification. Instead, the specification provides the framework and gives examples for how to use.

Frames

A frame describes the translation and rotation of an object relative to another frame (the base frame). Figure D.1 – shows a simple frame chain to clarify the notation. The frame D is the base of frames E and F. The frames E and F are based on frame D. Frame F is the base of frames G and H. The frames G and H are based on frame F.

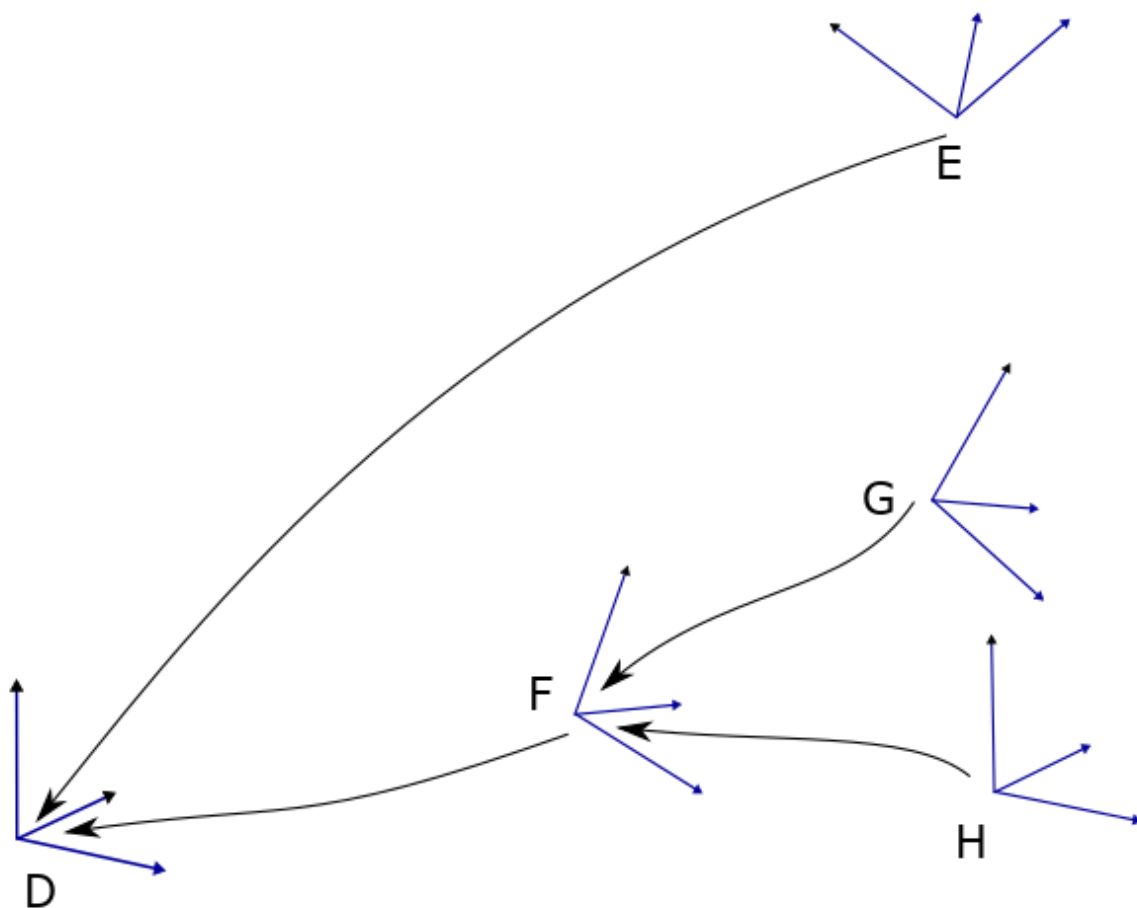


Figure D.1 – Simple frame chain

As shown in Figure D.1 – an arrow points from a frame to its base frame to visualize the frame chains. This arrow can be read as “The coordinates of frame E are specified in (or relative to) frame D”. In addition to the coordinates of frame E you also need to know its base frame D.

The coordinates of a frame are represented by the three values $P = (X, Y, Z)$ for the position and the three values $O = (A, B, C)$ for the orientation.

P is the translation relative to the base frame. When the translation of a frame is 0 then the origins of the frame and its base frame coincide.

O is the orientation of the frame in yaw, pitch and roll notation (see also ISO 9787:2013 “Robots and robotic devices — Coordinate systems and motion nomenclatures” or Wikipedia article about euler angles).

We use the notation of pre-multiplying rotation-matrices and column vectors.

Figure D.2 shows the three elementary rotations A, B and C as specified in ISO 9787:2013.

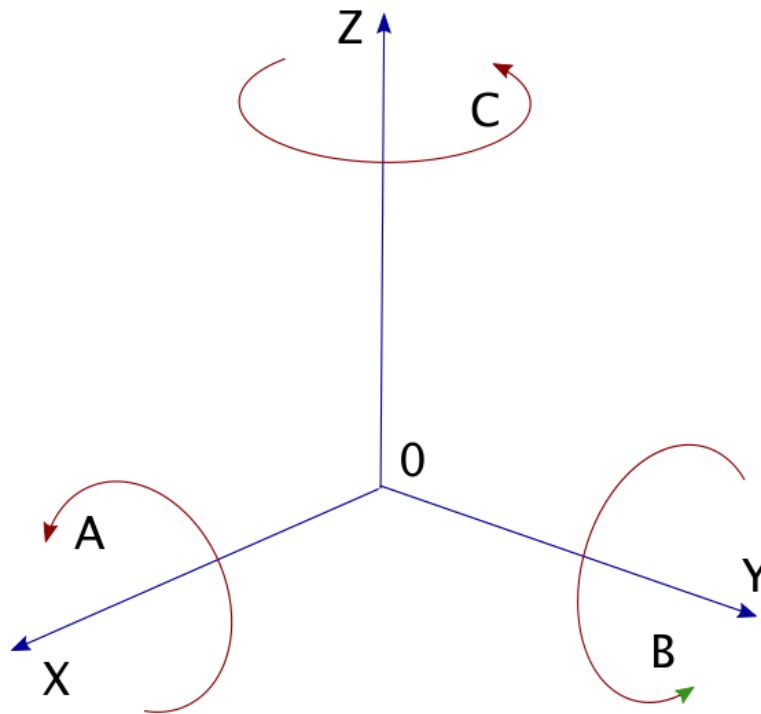


Figure D.2 – Rotations

The elementary rotations correspond to the following rotation matrices:

A = roll = rotation about X axis

$$R_X(A) = \begin{bmatrix} 1 & 0 & 0 \\ 0 & \cos(A) & -\sin(A) \\ 0 & \sin(A) & \cos(A) \end{bmatrix}$$

B = pitch = rotation about Y axis

$$R_Y(B) = \begin{bmatrix} \cos(B) & 0 & \sin(B) \\ 0 & 1 & 0 \\ -\sin(B) & 0 & \cos(B) \end{bmatrix}$$

C = yaw = rotation about Z axis

$$R_Z(C) = \begin{bmatrix} \cos(C) & -\sin(C) & 0 \\ \sin(C) & \cos(C) & 0 \\ 0 & 0 & 1 \end{bmatrix}$$

ISO 9787:2013 does not define the order of the rotations or whether to use intrinsic or extrinsic rotations. Thus, we refer to the Wikipedia article here. It says that the intrinsic rotations z-y'-x" are known as yaw, pitch and roll, giving the transformation matrix

$$R(A, B, C) = R_Z(C)R_Y(B)R_X(A) =$$

$$\begin{bmatrix} \cos(B) \cos(C) & \sin(A) \sin(B) \cos(C) - \cos(A) \sin(C) & \sin(A) \sin(C) + \cos(A) \sin(B) \cos(C) \\ \cos(B) \sin(C) & \sin(A) \sin(B) \sin(C) + \cos(A) \cos(C) & \cos(A) \sin(B) \sin(C) - \sin(A) \cos(C) \\ -\sin(B) & \sin(A) \cos(B) & \cos(A) \cos(B) \end{bmatrix}$$

Figure D.3 shows the three consecutive rotations:

- 1) Rotation about the Z axis (blue rotation; blue frame -> green frame)
- 1) Rotation about the new Y axis (green rotation; green frame -> red frame)
- 2) Rotation about the new X axis (red rotation; red frame -> black frame)

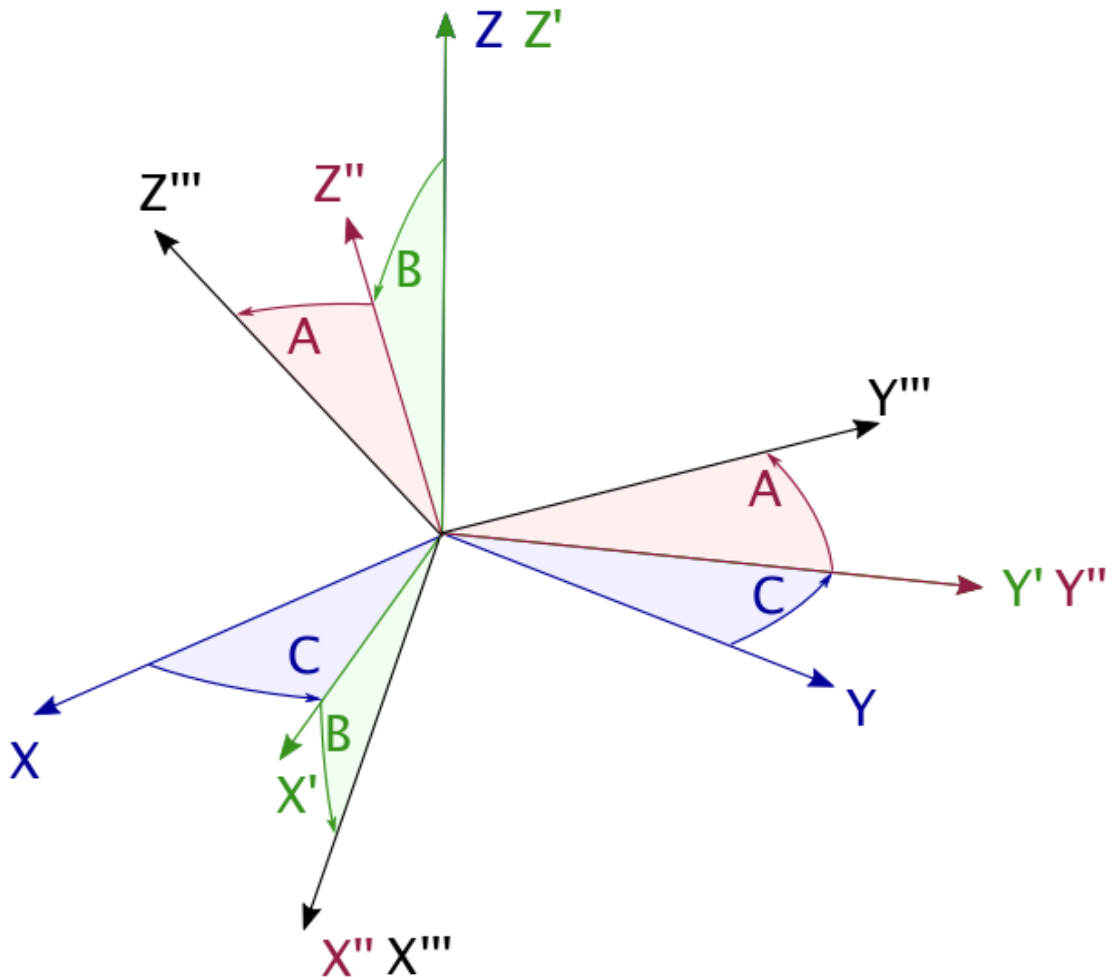


Figure D.3 – Rotations of a frame

The extrinsic rotations x-y-z about the axis of the original fixed coordinate system result in the same transformation matrix. This is

- 1) Rotation about the X axis
- 2) Rotation about the original Y axis
- 3) Rotation about the original Z axis

For the explanations in the next paragraph a superscript prefix indicates the frame in which the vector or rotation matrix is defined. A subscript for a rotation matrix indicates the frame it defines.

The column vectors in the rotation matrices are the unit vectors of the frame in the coordinates of its base frame. Thus transforming a vector ${}^G\mathbf{v}$ that is given in frame G to the base frame F (compare Figure D.1 –) is done by ${}^F\mathbf{v} = {}^FR_G \cdot {}^G\mathbf{v}$ with ${}^FR_G = R(A, B, C)$ and the rotation angles A , B , and C of the frame G.

Frames can be constant (e.g. the robot base) or dynamically changing (e.g. the robot flange).
